Version: 2021.1.1



Changzhou ChuangKai Electronic Co.Ltd

Tel：0519-88055895
Fax：0519-88055896
Emalil：sales@cz-ckt.com
Web:www.cz-ckt.com

CKT

CHANGZHOU CHUANGKAI ELECTRONIC CO.LTD

FOCUS ON MEASUREMENT INSTRUMENT SOLUTIONS

BASED ON HONESTY AND INNOVATION

WWW.CZ-CKT.COM

CONTENTS

TEMPERATURE METER P1~4

CKT4000 SERIES MULTI-CHANNEL TEMPERATURE METER NEW
CKT4000+ SERIES MULTI-CHANNEL TEMPERATURE METER NEW
CKT-7000 SERIES TEMPERATURE DATA LOGGER
CKT-800 SERIES HANDHELD MULTI-CHANNEL TEMPERATURE METER

DRY TYPE TEMPERATURE CALIBRATION FURNACE P5

CKT3800 SERIES DRY BLOCK TEMPERATURE CALIBRATOR

LCR METER P6~10

CKT30/CKT10/CKT10A DIGITAL LCR METER
CKT100LA/CKT150LA/CKT100LD/CKT106X DIGITAL LCR METER
CKT8000 SERIES PRECISION DIGITAL LCR METER
CKT8000/CKT5000/CKT3000/CKT2000 DIGITAL LCR METER
CKT431/CKT432/CKT433 HANDHELD LCR METER

INDUCTANCE METER P11

CKTL100/CKTL10 INDUCTANCE METER

CAPACITANCE METER P12

CKTC100/CKTC10 CAPACITANCE METER

TRANSFORMER TESTER P13~14

CKT200XA/CKT300XA/CKT500XA TRANSFORMER TESTER + DIGITAL LCR METER
CKT200XB/CKT300XB/CKT500XB TRANSFORMER TESTER

DC RESISTANCE TESTER P15~21

CKT517/A/B DC RESISTANCE TESTER
CKT2515A/CKT2515B PRECISION RESISTANCE METER
CKT2516/CKT2516A/CKT2516B DC RESISTANCE METER
CKT3542 SERIES DC RESISTANCE TESTER
CKT3544 SERIES DC RESISTANCE TESTER
CKT3545 DC RESISTANCE METER
CKT3548 HANDHELD DC RESISTANCE METER

INSULATION RESISTANCE METER P22~24

CKT688 INSULATION RESISTANCE METER NEW
CKT9920 INSULATION RESISTANCE TESTER
CKT3530 INSULATION RESISTANCE TESTER

BATTERY METER P25~31

CKT3554 HANDHELD BATTERY METER
CKT3554N HANDHELD BATTERY METER
CKT3554A/B/D HANDHELD BATTERY TESTER
CKT3563 SERIES BATTERY TESTERS
CKT3563A SERIES BATTERY INTERNAL RESISTANCE TESTER
CKT3563B SERIES BATTERY INTERNAL RESISTANCE TESTER
CKT3564 BATTERY INTERNAL RESISTANCE METER

DC ELECTRONIC LOAD P32

CKT8000 SERIES DC ELECTRONIC LOAD

WITHSTAND VOLTAGE INSULATION TESTER P33

CKT99XX SERIES PROGRAMMABLE WITHSTAND VOLTAGE INSULATION TESTER

GROUND CONTINUITY TESTER P34

CKT9930A/9931A GROUND CONTINUITY TESTER

PROCESS CALIBRATOR P35

CKT701 MULTIFUNCTION PROCESS CALIBRATOR

DIGITAL MULTIMETER P36~38

CKT3240 BENCHTOP MULTIMETER (4½ DIGIT RESOLUTION)
CKT3255 BENCHTOP MULTIMETER (5½ DIGIT RESOLUTION)
CKT3260 BENCHTOP MULTIMETER (6½ DIGIT RESOLUTION)

TEMPERATURE METER

CKT4000 SERIES MULTI-CHANNEL TEMPERATURE METER

01





INTERFACE:

·USB
·RS485 (OPTIONAL)
·RS232 (OPTIONAL)

BRIEF INTRODUCTION

CKT4000 series multi-channel temperature recorder uses 32-bit high-speed CPU for data processing, with 5-inch industrial display, support K/J/E/T/N/S/R/B type thermocouple input, multiple display modes, users can read various parameters more intuitively. The instrument has perfect functions, superior performance and simple operation, which can meet the needs of production, laboratory and R&D measurement. Widely used in lighting appliances, power tools, household appliances, motors, electric heating appliances, etc.

FEATURES:

·32-bit high-speed CPU for data processing
·Export record files, change to U disk function in seconds (the instrument is a U disk)
·Fast speed per channel: 0.1S
·Analyze and query in computer software

SPECIFICATION:

SPECIFICATIONS	
	CKT4000 Series Multi-channel Temperature Meter
Graduation	Thermocouple: K/J/E/T/N/S/R/B
Basic Accuracy	0.2℃+2 words (not include thermocouple error)
Range	-200～1820℃ (Varying depend on graduation)
Channel	8 channels per module, maximum 64 channels
Resolution	0.1℃
Correction	Independent error correction for each channel Y=kx+b (x=measured value)
Number of Files	64 (cyclic records), file format: CSV (open directly with EXCEL)
File Capacity	One file can record 130,000 groups (without distinguishing the number of channels)
U Disk Interface	Export record files, change to U disk function in seconds (the instrument is a U disk), directly view files and software
Recording duration	The recording interval of 1 second can record continuously for 97 days. The total duration of the calculation is equal to recording interval X 97 days.
Speed	Fast speed per channel: 0.1S, slow speed: 1S
Isolation Between Channels	AC/DC up to 350V, high voltage live measurement, super anti-interference ability
Control Output	None
Alarm	One channel buzzer sound (when any alarm sounds, it can be muted)
Record Interval	1-9999 seconds arbitrarily set
Interface	USB interface, optional RS485 interface and RS232 interface
Cold Junction Compensation	Accuracy: 0.5℃
Others	5-inch TFT true color LCD industrial touch screen 854*480 pixels; real-time list value, current alarm list, file record list; Analyze and query in computer software.
GENERAL FEATURES	
Power Supply	Voltage: AC85-265V±10%, frequency 50Hz/60Hz <10W
Size and Weight	Width 220xdepth 293xheight (including feet) 106mm, about 3kg
Environmental Conditions	5～40℃, 20%～80%RH (no condensation)
ORDER INFORMATION	
Accessories	K type thermocouples (2m/piece), USB cable, data acquisition software, AC power cord, user's manual

STANDARD ACCESSORIES



K type thermocouples (1PCS/CH)



USB cable



AC power cord

CKT Changzhou ChuangKai Electronic Co.Ltd
Tel: 0519-88055895
Fax: 0519-88055896
Email: sales@cz-ckt.com
Web: www.cz-ckt.com

TEMPERATURE METER

CKT4000+ SERIES MULTI-CHANNEL TEMPERATURE METER





INTERFACE:

·USB
·RS485
·RS232 (OPTIONAL)

FEATURES:

·32-bit high-speed CPU for data processing
·Export record files, change to U disk function in seconds (the instrument is a U disk)
·Fast speed per channel: 0.1S
·Analyze and query in computer software

SPECIFICATION:

SPECIFICATIONS	
	CKT4000+ Series Multi-channel Temperature Meter
Graduation	Thermocouple: K/J/E/T/N/S/R/B
Basic Accuracy	0.2℃+2 words (not include thermocouple error)
Range	-200～1820℃ (Varying depend on graduation)
Channel	8 channels per module, maximum 64 channels
Resolution	0.1℃
Correction	Independent error correction for each channel Y=kx+b (x=measured value)
Number of Files	64 (cyclic recording)
File Capacity	One file can record 130,000 groups (without distinguishing the number of channels)
U Disk Interface	Export record files, change to U disk function in seconds (the instrument is a U disk), directly view files and software
Recording duration	The recording interval of 1 second can record continuously for 97 days. The total duration of the calculation is equal to recording interval X 97 days.
Speed	Fast speed per channel: 0.1S, slow speed: 1S
Isolation Between Channels	AC/DC up to 350V, high voltage live measurement, super anti-interference ability
Control Output	Two groups of independent relay outputs, namely (H/L) and (HH/LL) relays
Alarm	One channel buzzer sound (when any alarm sounds, it can be muted)
Record Interval	1-9999 seconds arbitrarily set
Interface	USB interface, RS485 interface
Cold Junction Compensation	Accuracy: 0.5℃
Others	5-inch TFT true color LCD industrial touch screen 854*480 pixels; real-time list, curve (historical curve), bar graph, current alarm (historical alarm), file record list; this machine checks the record curve, historical alarm record, computer software analysis and query.
GENERAL FEATURES	
Power Supply	Voltage: AC85-265V±10%, frequency 50Hz/60Hz <10W
Size and Weight	Width 220X depth 293X height (including feet) 106mm, about 3kg
Environmental Conditions	5～40℃, 20%～80%RH (no condensation)
ORDER INFORMATION	
Accessories	K type thermocouples (2m/piece), USB cable, data acquisition software, AC power cord, user's manual

BRIEF INTRODUCTION

CKT4000+ series multi-channel temperature recorder uses 32-bit high-speed CPU for data processing, with 5-inch industrial display, support K/J/E/T/N/S/R/B type thermocouple input, multiple display modes, users can read various parameters more intuitively. The instrument has perfect functions, superior performance and simple operation, which can meet the needs of production, laboratory and R&D measurement. Widely used in lighting appliances, power tool household appliances, motors, electric heating appliances, etc.

STANDARD ACCESSORIES



K type thermocouples (1PCS/CH)



USB cable



AC power cord

CKT Changzhou ChuangKai Electronic Co.Ltd
Tel: 0519-88055895
Fax: 0519-88055896
Email: sales@cz-ckt.com
Web: www.cz-ckt.com

TEMPERATURE METER

CKT-7000 SERIES TEMPERATURE DATA LOGGER





INTERFACE:

·3-USB-DISC
·RS232C
·WIFI COMMUNICATION (OPTIONAL)

FEATURES:

·7 inches TFT-LCD with touch screen
·Broken thermocouple check function
·Internal memory 64M
·U-disk storage

SPECIFICATION:

SPECIFICATIONS				
	Multi-channel Temperature Data Logger			
Model	**CKT-7008**	**CKT-7016**	**CKT-7024**	**CKT-7032**
Channel	**8**	**16**	**24**	**32**
Parameters	Thermocouple: J/K/T/E/S/N/B/R/W Thermal resistance: PT100/CU50 DCV, Resistance, Humidity, Pressure, Current			
Basic Accuracy	0.2℃±2 digits			
Resolution	0.01℃			
Measurement Range	-270°C~1768°C（Resolution 0.01℃, varying depend on graduation） Voltage：0.0005mV~100.000V　Resistance：0.001Ω~200.00Ω Humidity：0%RH-100%RH (humidity sensor/pressure transmitter are optional)			
Speed	10ms/10-channel			
Correction	Error correct for each channel			
Comparator	High/low beep　Individual setting high/low value for each channel			
Interface	RS232C interface; 3-USB-disc interface			
Optional	WIFI communication interface			
Software	Data acquisition Software			
Protection	Max 300 VAC			
CJC	Accuracy：0.1℃			
Others	7 inches TFT-LCD with touch screen，broken thermocouple check function, internal memory 64M, U-disk storage			
GENERAL FEATURES				
Power Supply	Voltage：65VAC~ 240VAC　DC 24V lithium battery powered (optional)			
Size and Weight	288mm(Width)x288mm(Height)x200mm(Depth); Weight: 5kg			
ORDERING INFORMATION				
Accessories	RS232-USB convert connector U-disk K type thermocouple wire 1pcs/channel (2 meters/pcs) Data acquisition software AC Power Cord			

BRIEF INTRODUCTION

CKT-7000 series temperature data logger adopts high-performance ARM microprocessor, it is 7 inches touch screen, it can independently and blend collect the data of multi-channel temperature, voltage, resistance and humidity. High/low beep function and communication transmission. Can be extended to 80 channels, and is compatible with various temperature sensors. With 10ms quick respond and stable data. Support RS-232 and USB communication, realize data acquisition, analysis and print through the standard computer software. Support network communication and USB disk storage and store real-time sampling data. The users can adjust data for each channel independently.

STANDARD ACCESSORIES


RS232-USB convert connector


U-disk


K type thermocouple wire
1pcs/channel (2 meters/pcs)


AC Power Cord

Wireless receiver (optional)

CKT Changzhou ChuangKai Electronic Co.Ltd
Tel: 0519-88055895
Fax: 0519-88055896
Email: sales@cz-ckt.com
Web: www.cz-ckt.com

TEMPERATURE METER

CKT-800 SERIES HANDHELD MULTI-CHANNEL TEMPERATURE METER





INTERFACE:

·USB

FEATURES:

·Error correction for each channel
·2.8 inches True-color 16M TFT-LCD LCD display, touch screen
·Maximum test speed: 100ms / Channel
·compatible SCPI instruction set

BRIEF INTRODUCTION

CKT-800 series handheld multi-channel temperature meter adopts high-performance ARM micro processor, can collect multi-channel temperature data simultaneously and response quickly. CKT-800 series has the function of broken thermocouple checking, high/low beep function and communication transmission.Ultra-low power consumption and high density SMD assembly technology. True-color TFT liquid crystal display, keypad and touch screen double control. It is Li-battery powered. USB communication. Switch in both English and Chinese. The standard computer software can realize the data analysis.

SPECIFICATION:

SPECIFICATIONS			
	CKT-808	CKT-804	CKT-802 (Discontinued)
Graduation	Thermocouple：J/K/T/E/S/N/B		
Basic Accuracy	0.2%+1℃		
Range	-200℃~1300℃（variation depend on graduation）		
Resolution	0.1℃		
Channel	8 channels	4 channels	2 channels
Speed	Fast：100ms/channel Medium：500ms/channel Low：1s/channel		
Correction	Error correction for each channel		
Comparator	High & low beep function		
Interface	Mini-USB interface		
Option	USB-DISK Interface Micro-SD Card Interface		
Software	Data acquisition software		
Cold Junction Compensation	Accuracy：0.5℃		
Others	2.8 inches True-color 16M TFT-LCD LCD display, touch screen, USB communication, compatible SCPI instruction set, switch in both English and Chinese； adjustable back light; automatic power off		
GENERAL FEATURES			
Power Supply	Input：100-240V~50/60Hz 0.35A Output：9V 1A DC		
Battery Parameters	8.4V, Li, 1400mA rechargeable battery		
Charging Time	Single continuous charging time: Max 200Mins		
Working Time	Brightness 30%≥14 hours, Brightness 50%≥12 hours, Brightness 100%≥9 hours		
Size and Weight	Outside（mm）: 90 (Width)x190(Height)x31 (Depth); Weight: 1KG		
ORDERING INFORMATION			
Accessories	K thermocouple 8/4/2 teams(2m/team); DC power adaptor; Lithium battery; Mini-USB communication cable; Data acquisition software		

STANDARD ACCESSORIES


K type thermocouple wire
1pcs/channel (2 meters/pcs)


DC power adaptor


Lithium battery


Mini-USB communication cable

CKT Changzhou ChuangKai Electronic Co.Ltd
Tel: 0519-88055895
Fax: 0519-88055896
Email: sales@cz-ckt.com
Web: www.cz-ckt.com

DRY TYPE TEMPERATURE CALIBRATION FURNACE

CKT3800 SERIES DRY BLOCK TEMPERATURE CALIBRATOR







FEATURES:

·Featuring fast heating
·Fast constant temperature
·Fast cooling
·Easy to carry and easy to use

SPECIFICATION:

SPECIFICATIONS					
	Dry Type Temperature Calibration Furnace				
Model	CKT3800-150A	CKT3800-150B	CKT3800-400	CKT3800-650	CKT3800-1200
Temperature Unit	℃/℉				
Temperature Range	-20℃~150℃	-30℃~150℃	50℃~400℃	50℃~650℃	300℃~1200℃
Control Accuracy	0.1%				
Display Resolution	0.01℃				
Temperature Rise Speed	30~100:20min 30~150:40min	30~100:20min 30~150:40min	30~300:7min 30~400:12min	30~300:7min 30~600:25min	30~1200: 75min
Display Basic Accuracy	≤±0.2℃	≤±0.2℃	≤±0.35℃	≤±0.5℃	≤±1.2℃
Control Method	Touch screen				
Temperature Field Stability	≤±0.02℃		≤±0.05℃		≤±0.2℃
Vertical Temperature Field	Deviation is ＜1℃ within 30mm from bottom of soaking block hole				
Insertion Depth	165mm		150mm		135mm
Soaking Heat Block Diameter	30mm				40mm
Maximum Power	500W	500W	800W	800W	3000W
Net Weight (Approx.)	12kg	15kg	11kg	11kg	12kg
Dimension (mm)	310*190*340	310*190*340	250*150*310	250*150*310	310*190*340
Operating Environment	Environment Temperature is 0~50℃、relative humidity≤95%（No condensation）				
Power Supply	220VAC±10%，45~60Hz				
Optional Function	Data logging and data exporting, maximum 250 sensors, 2500 data, USB Device communication port				

1. Before order, please indicate temperature range if it is different from the above table
2. Standard configuration for 50℃~400℃ and 50℃~650℃ are 3 holes, they are ϕ8、ϕ10、ϕ12mm
3. -20℃~150℃ and 300℃~1200℃ standard configuration are 4 holes, they are ϕ6、ϕ8、ϕ10、ϕ12mm
4. Standard configuration holes for -30℃~150℃ are ϕ6、ϕ8、ϕ8、ϕ10mm

BRIEF INTRODUCTION

CKT3800 series dry type temperature calibration furnace is easy to carry and easy to use. It is used in fast and reliable temperature calibration and is widely used in machinery, chemical, food, pharmaceutical and other industries.At present, the existing field dry-type calibration furnaces have problems of slow heating and slow constant temperature, which causes users to take long time for each calibration. Our latest dry well furnaces adopts the most advanced heating principle design, featuring fast heating, fast constant temperature and fast cooling, which greatly improves the existing calibration efficiency. Through reliable high-precision temperature control circuits and high-precision sensors, the accuracy is higher than that of other domestic manufacturers, and the technology has reached international standards.

STANDARD ACCESSORIES



Power cord

CKT Changzhou ChuangKai Electronic Co.Ltd
Tel: 0519-88055895
Fax: 0519-88055896
Email: sales@cz-ckt.com
Web: www.cz-ckt.com

LCR METER

CKT30/CKT10/CKT10A DIGITAL LCR METER





INTERFACE:

·RS232C
·USB HOST
·HANDLER (CKT10A NONE)

BRIEF INTRODUCTION

CKT30/CKT10/CKT10A is economic type LCR meter for inspection of all kinds of electronic components. Using 4.3 inches LCD TFT display. It is a high-speed and 5-bit test resolution of the impedance measuring instrument,multifrequency points and 0.1% accuracy can meet the requirements of various occasions' component parameters detection. It is a high cost of quality testing equipment.

FEATURES:

·4.3 inches LCD TFT display
·5-bin sorting (CKT10A None)
·U disk copy screen
·Real-time data storage

SPECIFICATION:

SPECIFICATIONS	
	CKT30/CKT10/CKT10A Digital LCR Meter
Parameters	L,C, R, | Z|, D, Q, X, ESR, θ (Deg) , θ (Rad)
Display Mode	Direct, Δ%, V/I
Basic Accuracy	0.1% ± 5 dgt
Frequency	CKT30: 100Hz, 120Hz,1KHz, 10KHz, 20HKz, 30KHz CKT10: 50Hz, 60Hz,100Hz,120Hz,1KHz,10KHz CKT10A: 100Hz, 120Hz, 1KHz, 10KHz
Display Range	|Z|, R, X, ESR: 0.1mΩ - 99.999MΩ C: 0.0001pF - 9.9999F L: 0.0001μH – 9999.9H D: 0.0001 -9.9999 Q: 0.0001 - 9999.9 θ(rad): -3.1416 - 3.1416 θ(deg): -179.99 -179.99 Δ%: -999.99% — 999.99%
Source Resistance	30Ω, 100Ω
Range	Auto, Hold, Manual selection
Comparator	5-bin sorting (CKT10A None)
Signal Level	0.1V,0.3V,1V
DC Bias Source	None
Trigger Mode	INT, MAN, EXT, BUS
Speed	30t/s, 10t/s, 3 t/s, 1-255 times average is available
List Test	None
Adjustment	Open / short / shortcut
Files	U disk copy screen, real-time data storage, which can support the FAT16 format, FAT32 file system
Interface	RS232C, USB HOST; HANDLER (CKT10A None)
Others	The software version of the instrument can be upgraded and updated by U disk.
GENERAL FEATURES	
Power Supply	Voltage: 110V/220V; Frequency: 50Hz - 60Hz
Size and Weight	265mm(W) *100mm (H) *340mm(L) 3.5kg
ORDERING INFORMATION	
Accessories	Kelvin Test Clip; AC Power Cord
Optional	SMD patch test fixture; SMD patch test clip; Test fixture; Short-circuit slice; RS232 Communication cable

STANDARD ACCESSORIES



Kelvin Test Clip



AC Power Cord

CKT Changzhou ChuangKai Electronic Co.Ltd
Tel: 0519-88055895
Fax: 0519-88055896
Email: sales@cz-ckt.com
Web: www.cz-ckt.com

LCR METER

CKT100LA/CKT150LA/CKT100LD/CKT106X DIGITAL LCR METER





INTERFACE:

·HANDLER
·USB HOST
·RS232C

BRIEF INTRODUCTION

CKT100LA/CKT150LA/CKT100LD/CKT106X is digital LCR meter for inspection of all kinds of electronic components. Using 4.3 inches LCD TFT display. It is a high-speed and 6-bit test resolution of the impedance measuring instrument, multi frequency points and 0.1% accuracy can meet the requirements of various occasions' component parameters detection. It is a high cost of quality testing equipment.

FEATURES:

·4.3 inches LCD TFT display
·U disk copy screen, real-time data storage
·5-bin sorting
·high-speed and 6-bit test resolution

SPECIFICATION:

SPECIFICATIONS	
	CKT100LA/CKT150LA/CKT100LD/CKT106X Digital LCR Meter
Parameters	L,C, R, | Z|, D, Q, X, ESR, θ (Deg) , θ (Rad)
Display Mode	Direct, Δ%, V/I
Basic Accuracy	0.1% ± 5 dgt
Frequency	CKT100LA: 50Hz,60Hz,100Hz,120Hz,1KHz,10KHz,20KHz,40KHz,50KHz,100KHz CKT150LA: 100Hz, 1KHz,10KHz,30KHz,40KHz,50KHz,60KHz,100KHz,120KHz,150KHz (Discontinued) CKT100LD: 100Hz~100KHz (34 frequency points) CKT106X: 40Hz~200KHz (41 frequency points)
Display Range	|Z|, R, X, ESR: 0.1mΩ - 99.999MΩ C: 0.000 pF - 9.9999F L: 0.0001μH – 9999.9H D: 0.0001 -9.9999 Q: 0.0001 - 9999.9 θ(rad): -3.1416 - 3.1416 θ(deg): -179.99 -179.99 Δ%: -999.99% — 999.99%
Source Resistance	30Ω, 100Ω
Range	Auto, Hold, Manual selection
Comparator	5-bin sorting
Signal Level	0.1V,0.3V,1V; CKT100LD: 50mV,0.1V,0.2V,0.25V,0.3V,0.4V,0.5V,1V
DC Bias Source	None
Trigger Mode	INT, MAN, EXT, BUS
Speed	30t/s, 10t/s, 3 t/s, 1-255 times average is available
List Test	None
Adjustment	Open / short / shortcut
Files	U disk copy screen, real-time data storage, which can support the FAT16 format, FAT32 file system
Interface	RS232C, USB HOST, HANDLER
GENERAL FEATURES	
Power Supply	Voltage: 110V/220V; Frequency: 50Hz - 60Hz
Size and Weight	265mm(W) *100mm (H) *340mm(L) 3.5kg
ORDERING INFORMATION	
Accessories	Kelvin Test clip; RS232 Communication cable; AC Power Cord
Optional	SMD patch test fixture; SMD patch test clip; Test fixture; Short-circuit slice

STANDARD ACCESSORIES



Kelvin Test clip



RS232 Communication cable



AC Power Cord

CKT Changzhou ChuangKai Electronic Co.Ltd
Tel: 0519-88055895
Fax: 0519-88055896
Email: sales@cz-ckt.com
Web: www.cz-ckt.com

LCR METER

CKT8000 SERIES PRECISION DIGITAL LCR METER





FEATURES:

·4.3 inches LCD TFT display
·10 group frequency and level scanning measurement
·U disk copy screen
·11-bin sorting (9-bin GD, 1-bin NG, 1-bin AUX)

SPECIFICATION:

SPECIFICATIONS	
	CKT8100/CKT8200/CKT8300/CKT8500/CKT100A/CKT200A/CKT200L Precision Digital LCR Meter
Parameters	|Z|, |Y|, C, L, X, B, R, G, D, Q, θ, DCR
Display Mode	Direct，Δ，Δ%，V/I
Basic Accuracy	0.05% ± 5 dgt
Frequency	CKT8100:12Hz~100KHz (continuous frequency) CKT8200:12Hz~200KHz (continuous frequency) CKT8300:12Hz~300KHz (continuous frequency) CKT8500:12Hz~500KHz (continuous frequency) CKT100A: 50Hz~100KHz (16 frequency points) Discontinued CKT200A: 50Hz~200KHz (37 frequency points) Discontinued CKT200L: 50Hz~200KHz (about 1,5000 frequency points) Discontinued
Display Range	Z,X,R:0.01mΩ~99.9999MΩ　DCR:0.001mΩ~99.9999MΩ　Y,G,B:0.00001uS~99.9999S C:0.00001pF~9.9999F　L:0.00001uH~9999.99H　D:0.00001~9.9999 Q:0.00001~9999.9　θ(rad): -3.14159 ~ 3.14159　θ(deg): -179.999° -179.999°
Source Resistance	30Ω, 100Ω,10/CC
Range	Auto, Hold, Manual selection
Comparator	11-bin sorting (9-bin GD, 1-bin NG, 1-bin AUX)
Signal Level	5 mV~2V, accuracy: 10%, Constant level: 10 mV~1 V, accuracy: 5%
DC Bias Source	0V，1.5V，2V　Accuracy：1%
Trigger Mode	INT, MAN, EXT, BUS
Speed	75t/s, 12t/s, 3 t/s, 1-255 times average is available
List Test	10 group frequency and level scanning measurement
Adjustment	Open / short / load
Files	U disk copy screen, real-time data storage, which can support the FAT16 format, FAT32 file system
Interface	RS232C, USB HOST, USB DEVICE, HANDLER, Headset interface, Foot switch interface
Others	The software version of the instrument can be upgraded and updated by U disk.
GENERAL FEATURES	
Power Supply	Voltage: 110V/220V; Frequency: 50Hz - 60Hz
Size and Weight	265mm(W) *100mm (H) *340mm(L) 4.5kg
ORDERING INFORMATION	
Accessories	Kelvin Test clip; Test fixture; Short-circuit slice; RS232 Communication cable; AC Power Cord
Optional	SMD patch test fixture; SMD patch test clip

INTERFACE:

·RS232C
·USB HOST
·HANDLER
·HEADSET
·FOOT SWITCH

BRIEF INTRODUCTION

CKT8100/CKT8200/CKT8300/CKT8500/CKT100A/CKT200A/CKT200L is precision LCR meter for inspection of all kinds of electronic components.Using 4.3 inches LCD TFT display. It is a high-speed, broadband, 6-bit test resolution of the impedance measuring instrument, multi frequency points and 0.05% accuracy can meet the requirements of various occasions' component parameters detection. It is a high cost of quality testing equipment.

STANDARD ACCESSORIES


Kelvin Test clip


Test fixture


Short-circuit slice


RS232 Communication cable


AC Power Cord

CKT Changzhou ChuangKai Electronic Co.Ltd
Tel: 0519-88055895
Fax: 0519-88055896
Email: sales@cz-ckt.com
Web: www.cz-ckt.com

LCR METER

CKT10000A/8000/5000/3000/2000/1000/500/300/200 PRECISION DIGITAL LCR METER





INTERFACE:

·RS232C
·USB HOST
·HANDLER
·HEADSET
·FOOT SWITCH

FEATURES:

·7 inches LCD TFT display
·U disk copy screen
·Real-time data storage
·The frequency response curve analysis

SPECIFICATION:

SPECIFICATIONS	
	CKT10000A/CKT8000/CKT5000/CKT3000/CKT2000/CKT1000/CKT500/CKT300/CKT200 Precision Digital LCR Meter
Parameters	|Z|, |Y|, C, L, X, B, R, G, D, Q, θ, DCR
Display Mode	Direct，Δ，Δ%，V/I
Basic Accuracy	0.05% ± 5 dgt, DCR:0.1%
Frequency	CKT10000A: 10Hz~10MHz; CKT8000: 10Hz~8MHz (continuous frequency) CKT5000: 20Hz~5MHz ; CKT3000: 20Hz~3MHz; CKT2000: 20Hz~2MHz； CKT1000: 20Hz~1MHz (continuous frequency) CKT500: 12Hz~500KHz; CKT300: 12Hz~300KHz; CKT200: 12Hz~200KHz (continuous frequency)
Display Range	Z,X,R:0.01mΩ~99.9999MΩ DCR:0.001mΩ~99.9999MΩ Y,G,B: 0.00001μS~99.9999S C:0.00001pF~9.9999F L:0.00001μH~9999.99H D:0.00001~9.9999 Q:0.00001~9999.9 θ(rad): -3.14159 – 3.14159 θ(deg): -179.999°-179.999°
Source Resistance	30Ω, 50Ω (CKT1000/2000/3000/5000/8000/10000A), 100Ω,10/CC
Range	Auto, Hold, Manual selection
Comparator	11-bin sorting (9-bin GD, 1-bin NG, 1-bin AUX)
Signal Level	10mV~5V (CKT1000, CKT500/300/200: 5 mV~2V), accuracy: 10%; Constant level：10 mV~1 V, accuracy：5%
DC Bias Source	-5V~+5V; -100mA~+100mA (CKT1000, CKT500/300/200: 0V,1.5V, 2V), accuracy: 1%
Trigger Mode	INT, MAN, EXT, BUS
Speed	200t/s, 12t/s, 3 t/s, 1-255 times average is available; CKT1000/CKT500/CKT300/CKT200: 75t/s, 12t/s, 3 t/s
List Test	10 group frequency and level scanning measurement
Adjustment	Open / short / load
Files	U disk copy screen, real-time data storage, which can support the FAT16 format, FAT32 file system
Interface	RS232C, USB HOST, USB DEVICE, HANDLER, Headset interface, Foot switch interface
Others	The frequency response curve analysis; Can save the file to the instrument or U disk
GENERAL FEATURES	
Power Supply	Voltage: 110V/220V; Frequency: 50Hz - 60Hz
Size and Weight	375mm(W) *135mm (H) *350mm(L) 7kg
ORDERING INFORMATION	
Accessories	Kelvin Test clip; Test fixture; Short-circuit slice; RS232 Communication cable; AC Power Cord
Optional	SMD patch test fixture; SMD patch test clip

BRIEF INTRODUCTION

CKT10000A/CKT8000/CKT5000/CKT3000/CKT2000/CKT1000/CKT500/CKT300/CKT200 is precision LCR meter for inspection of all kinds of electronic components. Using 7 inches LCD TFT display. It is a high-speed, broadband, 6-bit test resolution of the impedance measuring instrument, multi frequency points and 0.05% accuracy can meet the requirements of various occasions' component parameters detection. It is a high cost of quality testing equipment.

STANDARD ACCESSORIES


Kelvin Test clip


Test fixture


Short-circuit slice


RS232 Communication cable


AC Power Cord

CKT Changzhou ChuangKai Electronic Co.Ltd
Tel: 0519-88055895
Fax: 0519-88055896
Email: sales@cz-ckt.com
Web: www.cz-ckt.com

LCR METER

CKT431/CKT432/CKT433 HANDHELD LCR METER





INTERFACE:

·BUILD-IN MINI-USB
·CHARGING

FEATURES:

·High performance 32-bit ARM microprocessor
·True-color TFT liquid crystal display
·U disk copy screen
·Real-time data storage

SPECIFICATION:

SPECIFICATIONS			
	CKT431/CKT432/CKT433 Handheld LCR Meter		
Main Parameters	L, C, R, Z		
Sub Parameters	D, Q, θr, θd, X, ESR		
Basic Accuracy	0.2%		
Frequency	CKT431:100Hz,120Hz,1kHz, 10kHz CKT432:100Hz,120Hz,1kHz,10kHz,40KHz,100kHz CKT433: 100Hz~100KHz (continuously adjustable at a step of 1Hz)		
Display Range	L: 0-2000H	C: 0 – 20mF	R: 0-20MΩ
	D: 0.0001 – 9.999	Q: 0.0001 – 999.9	△%: -9999% - 9999%
	θ(deg):-179.99°-179.99°	θ(rad) :-3.1416 – 3.1416	
Speed	1 time/s (slow), 2 times/s (medium), 4 time/s (fast)		
Source Resistance	100Ω		
Internal Bias	0-500mV adjustable, at a step of 1mV		
Signal Level	0.1Vrms, 0.3Vrms, and 0.6Vrms; CKT433 (0-0.7V adjustable)		
Range	Automatic or Manual		
Display Max	Principle Parameter: 49999; Sub Parameter: 49999		
Adjustment	Open/short scan frequency correction for each range		
Comparator	1 set, compare main parameters		
Trigger	Internal		
Interface	Build-in Mini-USB interface（virtual interface）; Charging interface		
Others	2.8 inch true-color 16M color TFT-LCD display; USB communication; compatible SCPI instruction set; switch in both English and Chinese; adjustable back light; automatic power off		
GENERAL FEATURES			
Power Supply	Input: 100-240V~50/60Hz 0.35A; Output: 9V 1A DC		
Battery Parameter	8.4V, Li, 1400mAh rechargeable battery		
Working Time	Highlight 30%≥14 hours, Highlight 50%≥12 hours, Highlight 100%≥9 hours		
Size and Weight	Outside（mm）: 90(Width)x190(Height)x31(Depth); Weight: 1KG		
OREDRING INFORMATION			
Accessories	Four-terminal Kelvin test clip; DC adapter; High capacity lithium battery; Mini-USB cable		

BRIEF INTRODUCTION

CKT431/432/433 handheld LCR meter adopts high performance 32-bit ARM microprocessor. True-color TFT liquid crystal display, keypad and touch-screen double control. Using Li-battery supply power. USB communication. Switch in both English and Chinese. CKT431/432/433 handheld LCR meter have the highest configuration. With the highest frequency of 100kHz,constant 100Ω source internal resistance, 0.6Vrms measurement voltage level, and 0.2% accuracy, make CKT431/432/433 have the excellent-performance of both desktop instrument and portability of handheld.

STANDARD ACCESSORIES


Four-terminal Kelvin test clip


DC power adapter


Red and black rubber plug


Mini-USB cable


Short circuit piece


High capacity lithium battery

CKT Changzhou ChuangKai Electronic Co.Ltd
Tel: 0519-88055895 Email: sales@cz-ckt.com
Fax: 0519-88055896 Web: www.cz-ckt.com

INDUCTANCE METER

CKTL100/CKTL10 INDUCTANCE METER





INTERFACE:

·HANDLER
·RS232C
·USB

BRIEF INTRODUCTION

CKTL100/CKTL10 inductance meter is used for the test of Inductance. With standard Handler interface. CKTL100 series adopt high performance processor and Using 4.3 inches LCD TFT display, with better stability and new button design and easy to operate, is the best choice for Inductance sorting

FEATURES:

·4.3 inches LCD TFT display
·better stability and new button design and easy to operate
·5-bin sorting
·The software version of the instrument can be upgraded and updated by U disk.

SPECIFICATION:

SPECIFICATIONS	
CKTL100/CKTL10 Inductance Meter	
Parameters	L, R, | Z|, Q, X
Basic Accuracy	0.1%
Frequency	CKTL100:50Hz,60Hz,100Hz,120Hz,1KHz,10KHz,20KHz,40KHz,50KHz,100KHz CKTL10:50Hz,60Hz,100Hz,120Hz,1KHz,10KHz
Display Range	Z,X,R:0.1mΩ~99.999MΩ L:0.0001μH~9999.9H Q:0.0001~9999.9 Δ%:-999.99%~999.99%
Source Resistance	30Ω, 100Ω
Range	Auto, Hold, Manual selection
Signal Level	0.1V rms, 0.3V rms, 1V rms
Trigger Mode	INT, MAN, EXT, BUS
Speed	30 t/s, 10 t/s, 3 t/s
Equivalent Circuit	In series and parallel
Result Display	Direct, Δ%, V/I (Measured voltage/current monitoring)
Adjustment	Open / short / shortcut
Comparator	5-bin sorting
Interface	RS232C, USB HOST, HANDLER
Others	The software version of the instrument can be upgraded and updated by U disk.
GENERAL FEATURES	
Power supply	Voltage: 110V/220V; Frequency: 50Hz - 60Hz
Size and Weight	265mm(W) *100mm (H) *340mm(L) 3.5kg
ORDERING INFORMATION	
Accessories	Kelvin Test clip; AC Power Cord
Optional	SMD patch test fixture; SMD patch test clip; Test fixture Short-circuit slice; RS232 Communication cable

STANDARD ACCESSORIES



Kelvin Test clip



AC Power Cord





INTERFACE:

·HANDLER
·RS232C
·USB

BRIEF INTRODUCTION

CKTC100/CKTC10 capacitance meter is used for the test of capacitance. With standard Handler interface.CKTC100 series adopt high performance processor and Using 4.3 inches LCD TFT display, with better stability and new button design and easy to operate, is the best choice for capacitance sorting

FEATURES:

·4.3 inches LCD TFT display
·better stability and new button design and easy to operate
·5-bin sorting
·The software version of the instrument can be upgraded and updated by U disk.

SPECIFICATION:

SPECIFICATIONS	
	CKTC100/CKTC10 Capacitance Meter
Parameters	C, R, | Z|, D，X
Basic Accuracy	0.1%
Frequency	CKTC100: 50Hz, 60Hz,100Hz,120Hz,1KHz,10KHz, 20KHz, 40KHz, 50KHz, 100KHz CKTC10: 50Hz, 60Hz, 100Hz, 120Hz, 1KHz,10KHz
Display Range	Z,X,R:0.1mΩ~99.999MΩ C:0.0001pF~9.9999F D:0.0001~9.9999 Q:0.0001~9999.9 Δ%:-999.99%~999.99%
Source Resistance	30Ω, 100 Ω
Range	Auto, Hold, Manual selection
Signal Level	0.1V rms, 0.3V rms, 1V rms
Trigger Mode	INT, MAN, EXT, BUS
Speed	30 t/s, 10 t/s, 3 t/s
Equivalent Circuit	In series and parallel
Result Display	Direct，Δ%，V/I (Measured voltage/current monitoring)
Adjustment	Open / short / shortcut
Comparator	5-bin sorting
Interface	RS232C, USB HOST, HANDLER
Others	The software version of the instrument can be upgraded and updated by U disk.
GENERAL FEATURES	
Power Supply	Voltage: 110V/220V; Frequency: 50Hz - 60Hz
Size and Weight	265mm(W) *100mm (H) *340mm(L) 3.5kg
ORDERING INFORMATION	
Accessories	Kelvin Test clip; AC Power Cord
Optional	SMD patch test fixture; SMD patch test clip; Test fixture Short-circuit slice; RS232 Communication cable

STANDARD ACCESSORIES


Kelvin Test clip


AC Power Cord

TRANSFORMER TESTER

CKT200XA/CKT300XA/CKT500XA TRANSFORMER TESTER + DIGITAL LCR METER



INTERFACE:

·RS232C
·HEADSET
·USB
·FOOT SWITCH

OPTIONAL:
· HANDLER
·GPIB
·LAN

FEATURES:

·7 inches LCD TFT display
·The frequency response curve analysis
·Function of LCR meter
·Maximum can measure transformer products with 50 pins

SPECIFICATION:

SPECIFICATIONS	
	CKT200XA/CKT300XA/CKT500XA Transformer Tester + Digital LCR Meter
Parameters	| Z|, |Y|, C, L, X, B, R, G, D, Q, θ ,DCR,TRUN, TURN ratio, Lk , Phase
Basic Accuracy	0.05%; DCR, TURN, TURN ratio: 0.1%
Frequency	CKT200XA: 20Hz~200kHz CKT300XA: 20Hz~300kHz CKT500XA: 20Hz~500kHz
Display Range	Z,X,R:0.01mΩ~99.9999MΩ DCR:0.01mΩ~99.9999MΩ Y,G,B:0.00001μS~99.9999S C:0.00001pF~9.9999F L:0.00001μH~9999.99H D:0.00001~9.9999 Turn ratio:1:0.001-1000:1 Q:0.00001~9999.9 θ(rad): -3.14159 ~ 3.14159 θ(deg): -179.999Ω179.999Ω
Source Resistance	30 Ω, 100 Ω, 10 /100, 10 /CC
Range	Auto, Hold, Manual selection
Signal Level	5 mV - 2V , Accuracy：10%; **Constant level**：10 mV - 1 V, Accuracy：5%; **TURN**: 5 mV - 10V , Accuracy：10%
DC Bias Source	0V，1.5V，2V，Accuracy：1%； Option: CKT100mA：±10V（±100mA）
Trigger Mode	INT, MAN, EXT, BUS
Speed	75t/s, 12t/s, 3 t/s
Equivalent Circuit	In series and parallel
Result Display	Direct，Δ，Δ%，V/I
Calibration	Open / short / load
Interface	RS232C, USB HOST, USB DEVICE, Headset interface, Foot switch; Optional: HANDLER、GPIB、LAN interface
Others	The frequency response curve analysis Function of LCR meter The software version of the instrument can be upgraded and updated by U disk. Maximum can measure transformer products with 50 pins
GENERAL FEATURES	
Power Supply	Voltage: 110V/220V; Frequency: 50Hz - 60Hz
Size and Weight	375mm(W) *135mm (H) *350mm(L) 7.5kg
ORDERING INFORMATION	
Accessories	20PIN transformer scanning box (manual, automatic two optional); Transformer scan control line; Four terminal test cable; Foot switch; AC Power Cord

BRIEF INTRODUCTION

CKT200XA is professional transformer comprehensive tester. Can be in 50 feet within the electronic transformers, power transformers, network filters, such as all kinds of transformer performance testing. Using 7 inches LCD TFT display. It is a high-speed, broadband, 6-bit test resolution of the impedance measuring instrument, multi frequency points and 0.05% accuracy can meet therequirements of various occasions' component parameters detection. It is a high cost of quality testing equiment

STANDARD ACCESSORIES


20PIN transformer scanning box (manual, automatic two optional)


Transformer scan control line


Four terminal test cable


Foot switch


AC Power Cord

CKT Changzhou ChuangKai Electronic Co.Ltd
Tel：0519-88055895
Fax: 0519-88055896
Email：sales@cz-ckt.com
Web：www.cz-ckt.com

TRANSFORMER TESTER

CKT200XB/CKT300XB/CKT500XB TRANSFORMER TESTER



INTERFACE:

·RS232C
·HEADSET
·USB
·FOOT SWITCH

OPTIONAL:
· HANDLER
·GPIB
·LAN

FEATURES:

·7 inches LCD TFT display
·The frequency response curve analysis
·Maximum can measure transformer products with 50 pins

SPECIFICATION:

SPECIFICATIONS	
	CKT200XB/CKT300XB/CKT500XB Transformer Tester
Parameters	|Z|, |Y|, C, L, X, B, R, G, D, Q, θ, DCR, TRUN, TURN ratio, Lk, Phase
Basic Accuracy	0.05%; DCR, TURN, TURN ratio: 0.1%
Frequency	CKT200XB: 20Hz~200kHz; CKT300XB: 20Hz~300kHz; CKT500XB: 20Hz~500kHz
Display Range	Z,X,R:0.01mΩ~99.9999MΩ DCR:0.01mΩ~99.9999MΩ Y,G,B:0.00001μS~99.9999S C:0.00001pF~9.9999F L:0.00001μH~9999.99H D:0.00001~9.9999 Turn ratio:1:0.001-1000:1 Q:0.00001~9999.9 θ(rad): -3.14159 – 3.14159 θ(deg): -179.999°-179.999°
Source Resistance	30 Ω, 100 Ω, 10 /100, 10 /CC
Range	Auto, Hold, Manual selection
Signal Level	5 mV - 2V , Accuracy：10%; **Constant level**：10 mV - 1 V, Accuracy：5%; **TURN**: 5 mV - 10V , Accuracy：10%
DC Bias Source	0V，1.5V，2V，Accuracy：1%； Option: CKT100mA：±10V（±100mA）
Trigger Mode	INT, MAN, EXT, BUS
Speed	75t/s, 12t/s, 3 t/s
Equivalent Circuit	In series and parallel
Result Display	Direct，Δ，Δ%，V/I
Calibration	Open / short / load
Interface	RS232C, USB HOST, USB DEVICE, Headset interface, Foot switch; Optional: HANDLER、GPIB、LAN interface
Others	The software version of the instrument can be upgraded and updated by U disk. Maximum can measure transformer products with 50 pins
GENERAL FEATURES	
Power Supply	Voltage: 110V/220V; Frequency: 50Hz - 60Hz
Size and Weight	375mm(W) *135mm（H）*350mm(L） 7.5kg
ORDERING INFORMATION	
Accessories	20PIN transformer scanning box (manual, automatic two optional); Transformer scan control line; Four terminal test cable; Foot switch; AC Power Cord

BRIEF INTRODUCTION

CKT200XB is professional transformer comprehensive tester. Can be in 50 feet within the electronic transformers, power transformers, network filters, such as all kinds of transformer performance testing. Using 7 inches LCD TFT display. It is a high-speed, broadband, 6-bit test resolution of the impedance measuring instrument, multi frequency points and 0.05% accuracy can meet the requirements of various occasions' component parameters detection. It is a high cost of quality testing equipment.

STANDARD ACCESSORIES



20PIN transformer scanning box (manual, automatic two optional)



Transformer scan control line



Four terminal test cable



Foot switch



AC Power Cord

DC RESISTANCE TESTER

CKT515/A DC RESISTANCE TESTER





INTERFACE:

- USB HOST
- USB DEVICE
- RS232
- HANDLER
- RS485

FEATURES:

- 4.3-inch and IPS LCD screen
- Poor contact function
- Low Voltage Measurement
- The measurable range is 0.1μΩ ~ 110MΩ (only CKT515)

SPECIFICATION:

SPECIFICATIONS		
	CKT515	CKT515A
Parameter	DC resistance	
DISPLAY		
Display	24 bits,4.3-inch and IPS LCD screen, resolution of 480 x 272	
Reading Digits	$5^{1/2}$digits	
RESISTANCE MEASUREMENT		
Measurement Range	0.1μΩ~110MΩ	1μΩ~20MΩ
Basic Accuracy	0.01% (Refer to user's manual for more details)	
Maximum Test Current	1A	
MEASUREMENT FUNCTION		
Range	Automatic and manual	
Resistance Test Speed	Fast:7ms Med:42ms Slow:150ms (15ms more when display is on)	
Thermal Electromotive Force Elimination	√	
Test Terminal Configuration	4-terminal	
Statistics Function	OVER/BEEP/OK products quantity statistics	
Setting Data Storage	10 groups	
Low Voltage Measurement	Open voltage≤ 60mV Effective range: 2Ω, 20Ω	
MEAS Error Detection	√ (Detect the MEAS cable has been connected correctly)	
TEMPERATURE MEASUREMENT		
Parameter	PT1000: accuracy0.1℃	
Display Range	-10℃ - 99.9℃	
COMPARATOR		
Signal Output	HI/PASS1 - PASS12/LO/FAIL	
Beep	OK/NG/OFF	
Limit Set Mode	14 bins ; ABS or Percentagehigh/low limit +nominal value	
OHER PARAMETERS		
Trigger	Internal,External,Touch and Manual	
Interface	USB HOST / USB DEVICE/RS232 / HANDLER / RS485	
Dimension & Weight	LxWxH: 361 mm x 107 mm x 264 mm ; Net weight :approx. 4 KG	
Other Function	Cable lengthtest function (Optional)	
GENERAL FEATURES		
Power Supply	Voltage:110V/220V; Frequency: 47.5~52.5Hz	
ORDERING INFORMATION		
Accessories	Kelvin test clip ,temperature probe, USB/232 communication cable , AC power cord	
Optional Accessories	Data acquisition software,multimeter pen test clip , SMD Kelvin test cable	

BRIEF INTRODUCTION

The basic accuracy of CKT515/A DC resistance tester is 0.01%, and the measurable range is 0.1μΩ ~ 110MΩ (only CKT515). The maximum test speed can reach 100 times/sec. The instrument can set the upper and lower limits. It has RS232, HANDLER, U disk and other interfaces. It is suitable for automatic production lines with various signal interfaces and is suitable for production lines.

STANDARD ACCESSORIES



Communication Cable



Kelvin test clip



Temperature probe
(Only CKT517)



AC power cord

DC RESISTANCE TESTER

CKT517/A/B DC RESISTANCE TESTER





INTERFACE:

·USB HOST
·RS232
·HANDLER
·RS485 (OPTIONAL)

FEATURES:

·4.3-inch and IPS LCD screen
·Cable length test function (Optional)
·The maximum test speed: 20 times per second
·The measurable range is 1μΩ-2MΩ (only CKT517)

SPECIFICATION:

SPECIFICATIONS			
	CKT517	CKT517A	CKT517B
Parameter	DC resistance		
DISPLAY			
Display	4.3-inch and IPS LCD screen, resolution of 480 x 272		
Reading Digits	$4^{1/2}$ digits		
RESISTANCE MEASUREMENT			
Measurement Range	1uΩ~2MΩ	1uΩ~200 kΩ	10uΩ~20 kΩ
Basic Accuracy	0.05% (Refer to user's manual for more details)		
Maximum Test Current	1A		100mA
MEASUREMENT FUNCTION			
Range	Automatic and manual		
Resistance Test Speed	FAST: 20ms, SLOW: 40 ms		
Temperature Test Time	100ms	None	
Test Terminal Configuration	4-terminal		
Statistics Function	OVER/BEEP/OK products quantity statistics		
Setting Data Storage	5 groups		
TEMPERATURE MEASUREMENT			
Parameter	PT1000: accuracy 0.1℃	None	
Display Range	-10℃ - 99.9℃	None	
COMPARATOR			
Signal Output	HI/PASS1/PASS2/PASS3/LO/FAIL		
Beep	OK/NG/OFF		
Limit Set Mode	3 bins; ABS or Percentage high/low limit +nominal value		
OHER PARAMETERS			
Trigger	Internal, External, Manual		
Interface	USB HOST / RS232 / HANDLER / RS485 (optional)		
Dimension & Weight	LxWxH: 361 mm x 107 mm x 264 mm; Net weight: approx.3.6KG		
Other Function	Cable length test function (Optional)		
GENERAL FEATURES			
Power Supply	Voltage: 110V/220V; Frequency: 47.5~52.5Hz		
ORDERING INFORMATION			
Accessories	Kelvin test clip; AC power cord, Temperature probe (Only CKT517)		
Optional Accessories	RS232 communication cable, RS485 communication interface, data acquisition software, multimeter pen test clip, SMD Kelvin test cable		

BRIEF INTRODUCTION

The basic accuracy of CKT517/A/B DC resistance tester is 0.05%, and the measurable range is 1μΩ-2MΩ (only CKT517). The maximum test speed can reach 20 times per second. The instrument can set the upper and lower limits.It has 232, HANDLER, U disk and other interfaces. It is suitable for automatic production lines with various signal interfaces and is suitable for production lines.

STANDARD ACCESSORIES


Communication Cable


Kelvin test clip


Temperature probe
(Only CKT517)


AC power cord

CKT Changzhou ChuangKai Electronic Co.Ltd
Tel: 0519-88055895
Fax: 0519-88055896
Email: sales@cz-ckt.com
Web: www.cz-ckt.com

DC RESISTANCE TESTER

CKT2515B/CKT2515A PRECISION RESISTANCE METER





INTERFACE:

- USB DEVICE
- USB HOST
- RS232C
- HANDLER

FEATURES:

- 24 true color, 4.3-inch, LCD TFT
- Temperature Compensation:Range: -10℃ ~ 99.9 ℃
- Short-circuit correction for all ranges
- Fastest test speed: 7ms (LineFreq:60Hz)

SPECIFICATION:

SPECIFICATIONS	
	CKT2515B/CKT2515A Precision Resistance Meter
Parameter	DC resistance
Basic Accuracy	0.05%+2 words
Measurement Range	CKT2515B: 10μΩ~200KΩ (Discontinued) CKT2515A: 1μΩ~20MΩ
Signal Source	Current range: 1μA~1A
Range	Automatic and manual
Speed	LineFreq:50Hz FAST: 22ms, MED: 42 ms, SLOW: 102 ms, FAST2: 7ms; LineFreq:60Hz FAST: 18.5ms, MED: 35 ms, SLOW: 102 ms, FAST2: 7ms; Above is the speed at which the display is closed. When the display is opened, need to add 10 ms.
Result Display	Direct、△%
Display Max	30,000
Adjustment	Short-circuit correction for all ranges
Comparator	HI/LO/IN
Trigger	INT、EXT (Support front panel TRIGGER, rear panel HANDLER, FOOT.C and bus trigger)
Interface	USB DEVICE、USB HOST、RS232C、HANDLER
Test Terminal	4 terminal shielding (2 check terminal and 2 driving terminal) and external shielding ground section
Temperature Compensation	Accuracy: 0.1 ℃ Range: -10℃ ~ 99.9 ℃
Others	24 true color, 4.3-inch, resolution of 480 x 272 LCD TFT
GENERAL FEATURES	
Power Supply	Voltage: 110V/220V; Frequency: 50Hz - 60Hz
Size and Weight	265mm(W) *100mm (H) *340mm(L) 3.5kg
ORDERING INFORMATION	
Accessories	Kelvin test clip; AC Power Cord

BRIEF INTRODUCTION

CKT2515 series DC resistance meter apply to various kinds of resistors,switches contact resistance, connector contact resistance, relay coils and contact resistance, tranformers,inductors,motors,deflecting coiling resistance, welding contact conductor resistance, the metal riveting resistance of vehicles, boats, airplanes, printed circuit lines and crack detection and so on.

STANDARD ACCESSORIES



AC Power Cord



Kelvin test clip

DC RESISTANCE TESTER

CKT2516B/CKT2516A/CKT2516 DC RESISTANCE METER





INTERFACE:

- USB DEVICE
- USB HOST
- RS232C
- HANDLER

FEATURES:

- 24 true color, 4.3-inch, LCD TFT
- Cable length test function (Optional)
- Short-circuit correction for all ranges
- Fastest test speed: 18.5ms (LineFreq:60Hz)

SPECIFICATION:

SPECIFICATIONS	
	CKT2516B/CKT2516A/CKT2516 DC Resistance Meter
Parameter	DC resistance
Basic Accuracy	0.05%+2 words
Measurement Range	CKT2516B:1μΩ~20 kΩ CKT2516A:10μΩ~200 kΩ CKT2516:1μΩ~2MΩ
Signal Source	Current range: 1uA~1A
Range	Automatic and manual
Speed	LineFreq:50Hz FAST: 22ms, MED: 42 ms, SLOW: 102 ms LineFreq:60Hz FAST: 18.5ms, MED: 35 ms, SLOW: 102 ms Above is the speed at which the display is closed. When the display is opened, need to add 10 ms.
Display	Direct, △%
Display Max	10,400
Adjustment	Short-circuit correction for all ranges
Comparator	HI/LO/IN
Trigger	INT、EXT (Support front panel TRIGGER, rear panel HANDLER, FOOT.C and bus trigger)
Interface	USB DEVICE、USB HOST、RS232C、HANDLER
Test Terminal	4 terminal shielding (2 check terminal and 2 driving terminal) and external shielding ground section
Temperature Compensation	None
Display	24 true color, 4.3-inch, resolution of 480 x 272 LCD TFT
Other Function	Cable length test function (Optional)
GENERAL FEATURES	
Power Supply	Voltage: 110V/220V; Frequency: 50Hz - 60Hz
Size and Weight	265mm(W) *100mm (H) *340mm(L) 3.5kg
ORDERING INFORMATION	
Accessories	Kelvin test clip; AC Power Cord

BRIEF INTRODUCTION

CKT2516 series DC resistance meter apply to various kinds of resistors,switches contact resistance, connector contact resistance, relay coils and contact resistance, tranformers, inductors, motors,deflecting coiling resistance, welding contact conductor resistance, the metal riveting resistance of vehicles, boats, airplanes, printed circuit lines and crack detection and so on.

STANDARD ACCESSORIES



AC Power Cord



Kelvin test clip





FEATURES:

·Test cables abnormality detection
·Thermoelectric potential compensation function
·Open circuit inspection of test line
·Automatic test function

SPECIFICATION:

SPECIFICATIONS			
Model	**CKT3542**	**CKT3542-12H**	**CKT3542-24H**
Number of Channel	**1**	**12**	**24**
Parameters	DC resistance		
Measurement Range	0.1μΩ ~ 10MΩ		
Min Resolution	0.1μΩ		
Signal Source	DC: 1A ~ 0.5μA		
Basic Accuracy	±0.01%rdg.±0.001%f.s. (accuracy varies based on different ranges, please refer to manual for detailed accuracy description)		
Range	20mΩ/ 200mΩ/ 2000mΩ/ 20Ω/ 200Ω/ 2000Ω/ 20kΩ/200kΩ/ 2000kΩ/ 10MΩ		
Speed	Fast (2.2ms) , Medium (50Hz: 21ms, 60Hz: 18ms), Slow 1(102ms), Slow 2(202ms)		
Temperature Compensation	Range: -10℃~60℃, Accuracy: 1℃		
Guaranteed Accuracy Condition	23℃, ＜80%RH		
Display Digits	5½ digits		
Adjustment	Short-circuit clear zero for all ranges		
Comparator	10 bins sorting, output HIGH/IN/LOW sorting signal		
Trigger	Internal trigger, External trigger, I/O trigger, Manual trigger, BUS trigger		
Interface	External IO interface, LAN interface, RS232 interface		
Others	Test cables abnormality detection (See user manual for more details)		
GENERAL FEATURES			
Power Supply	100VAC ~ 256VAC; frequency: 50~60Hz; rated power: 15 VA		
Size and Weight	325mm (L)x 215mm (W)x96.5mm (D); Weight: approx.4kg		
ORDER ING INFORMATION			
Accessories	Kelvin Test leads Temperature probe RS232 communication cable Handler interface connector AC power cord		

INTERFACE:

·EXTERNAL IO
·LAN
·RS232

BRIEF INTRODUCTION

Basic accuracy of CKT3542 series DC resistance tester is 0.01%, minimum resolution is 0.1μΩ, maximum test current is 1A, and the measurable range is 0.1μΩ ~ 10MΩ. The test current is increased by the probe used to protect the port to achieve anti-interference measurement. Use the comparison judgment lamp (option) and the judgment sound of a large volume to accurately judge whether it is qualified or not at the production site. With EXT I/O interface suitable for NPN/PNP, it can be used in various automatic production lines, it is suitable for auto automatic production line of various types of signal interface.

STANDARD ACCESSORIES


Kelvin Test leads


Temperature probe


RS232 communication cable


Handler interface connector


AC power cord

CKT Changzhou ChuangKai Electronic Co.Ltd
Tel: 0519-88055895
Fax: 0519-88055896
Email: sales@cz-ckt.com
Web: www.cz-ckt.com

DC RESISTANCE TESTER

CKT3544 SERIES DC RESISTANCE TESTER





FEATURES:

- Compact structure
- Anti interference design
- Fast and high precision test, rich interface
- 300mA current test (300m Ω)

SPECIFICATION:

SPECIFICATIONS			
Model	**CKT3544**	**CKT3544-12H**	**CKT3544-24H**
Number of Channel	**1**	**12**	**24**
Parameters	DC resistance		
Measurement Range	0.1μΩ ~ 3.3MΩ		
Min Resolution	0.1μΩ		
Signal Source	1A DC, DC: maximum 5.5 V		
Basic Accuracy	0.1%±10 reading (3mΩ,30mΩ,3MΩ),0.05%±4 reading (300kΩ), 0.02%±2 reading (other ranges)		
Range	3mΩ/30mΩ/300mΩ/3Ω/30Ω/300Ω/3kΩ/30kΩ/300kΩ/3MΩ		
Speed	Fast (50Hz: 20ms, 60Hz: 18ms), slow (200ms)		
Temperature Compensation	Range: -10℃~60℃, Accuracy: ±1℃		
Display Digits	4½ digits		
Adjustment	Short-circuit clear zero for all ranges		
Comparator	10 bins sorting, output HIGH/IN/LOW sorting signal		
Trigger	Internal trigger, External trigger, Manual trigger, BUS trigger		
Interface	External IO interface, LAN interface, RS232/485 interface		
Others	Temperature compensation function, power frequency setting, OVC (See user manual for more details)		
GENERAL FEATURES			
Power Supply	100VAC ~ 256VAC; frequency: 50~60 Hz; rated power: 10VA		
Size and Weight	325mm (L)x 215mm (W)x96.5mm (D); Weight: approx. 4kg		
ORDER ING INFORMATION			
Accessories	Test leads Temperature probe RS232 communication cable Handler interface connector AC power cord		

INTERFACE:

- EXTERNAL IO
- LAN
- RS232/485

BRIEF INTRODUCTION

Basic accuracy of CKT3544 series DC resistance tester is 0.02%, minimum resolution is 0.1μΩ, maximum test current is 1A, and the measurable range is 0.1μΩ ~ 3.3MΩ. The test current is increased by the probe used to protect the port to achieve anti-interference measurement. Use the comparison judgment lamp (option) and the judgment sound of a large volume to accurately judge whether it is qualified or not at the production site. With EXT I/O interface suitable for NPN/PNP, it can be used in various automatic production lines.

STANDARD ACCESSORIES


Test leads


Temperature probe


RS232 communication cable


Handler interface connector


AC power cord

CKT Changzhou ChuangKai Electronic Co.Ltd
Tel: 0519-88055895
Fax: 0519-88055896
Email: sales@cz-ckt.com
Web: www.cz-ckt.com

DC RESISTANCE TESTER

CKT3545 DC RESISTANCE METER





INTERFACE:

·EXTERNAL IO
·LAN
·RS232
·ANALOG OUTPUT (OPTIONAL)

FEATURES:

·Thermoelectric potential compensation function
·Open circuit inspection of test line
·Automatic test function
·Short-circuit clear zero for all ranges

SPECIFICATION:

SPECIFICATIONS	
Model	**CKT3545 DC Resistance Meter**
Parameters	DC resistance
Measurement Range	0.01μΩ～1200MΩ
Min Resolution	0.01μΩ
Signal Source	DC: under 1A～1μA、[LP ON]: 1mA～5μA
Basic Accuracy	±0.01%rdg.±0.001%f.s. (accuracy varies based on different ranges, please refer to manual for detailed accuracy description)
Range	10mΩ/ 100mΩ/ 1000mΩ/ 10Ω/ 100Ω/ 1000Ω/ 10kΩ/100kΩ/ 1000kΩ/ 10MΩ/ 100MΩ/ 1000MΩ
Open Circuit	DC 20V (Range 10 kΩ～), Maximum DC 5.5 V(Range～1000Ω), [LP ON]: ≤20mV
Speed	Fast (2.2ms); Medium (50Hz: 21ms, 60Hz: 18ms); Slow 1(102ms); Slow 2(202ms)
Temperature Compensation	Range: -10℃~99.9℃ Accuracy: ±0.50℃
Guaranteed Accuracy Condition	23℃, ＜80%RH
Display Digits	6½ digits
Adjustment	Short-circuit clear zero for all ranges
Comparator	10 bins sorting, output HIGH/IN/LOW sorting signal
Trigger	Internal trigger, External trigger, I/O trigger, Manual trigger, BUS trigger
Interface	External IO interface, analog output interface (Optional), LAN interface, RS232 interface
Others	Test cables abnormality detection (See user manual for more details)
GENERAL FEATURES	
Power Supply	AC 100～256 V; frequency: 50~60Hz; rated power: 15 VA
Size and Weight	325mm (L)x 215mm (W)x96.5mm (D); Weight: approx.4kg
ORDER ING INFORMATION	
Accessories	Kelvin Test leads Temperature probe RS232 communication cable Handler interface connector AC power cord

BRIEF INTRODUCTION

Basic accuracy of CKT3545 precision resistance tester is 0.01%,minimum resolution is 0.01μΩ, maximum test current is 1A, and the measurable range is 0.01μΩ～1200MΩ. The test current is increased by the probe used to protect the port to achieve anti- interference measurement. Use the comparison judgment lamp (option) and the judgment sound of a large volume to accurately judge whether it is qualified or not at the production site. CKT3545 is freely configured to multi bins, EXT I/O interface can be configured to NPN/PNP , it is suitable for auto automatic production line of various types of signal interface.

STANDARD ACCESSORIES


Kelvin Test leads


Temperature probe


RS232 communication cable


Handler interface connector


AC power cord

CKT Changzhou ChuangKai Electronic Co.Ltd
Tel: 0519-88055895
Fax: 0519-88055896
Email: sales@cz-ckt.com
Web: www.cz-ckt.com

DC RESISTANCE TESTER

CKT3548 HANDHELD DC RESISTANCE METER





INTERFACE:

·USB
·EXTERNAL

FEATURES:

·Small and portable, powerful
·Conductor length measurement function
·Temperature compensation, temperature conversion
·Thermoelectric potential compensation function

SPECIFICATION:

SPECIFICATIONS	
	CKT3548 Handheld DC Resistance Meter
Parameter	DC Resistance
Basic Accuracy	0.1%±10 reading (3mΩ,30mΩ,3MΩ),0.05%±4 reading (300kΩ), 0.02%±2 reading (other ranges)
Range	3mΩ/30mΩ/300mΩ/3Ω/30Ω/300Ω/3kΩ/30kΩ/300kΩ/3MΩ
Range	0.1uΩ~3.2MΩ
Signal Source	1A DC
Range	10 Automatic or Manual
Speed	5 times/second
Internal Data Storage	Up to 2400 sets of measuring data
Display Digits	4½ digits
Adjustment	Short-circuit Zero-Adjust for each range
Comparator	HIGH/IN/LOW sorting
Trigger	Internal/Auto trigger
Interface	USB, external
Temperature Compensation	Accuracy: ±1℃ Range:-10℃~60 ℃
Others	Temperature conversion function, OVC, material temperature compensation function, conductor length conversion function (See user manual for more details).
GENERAL FEATURES	
Power Supply	12V/1700mAh lithium battery, AA (LR6) Alkaline Batteries x 8pcs
Size and Weight	208 mm (L) x120mm (W) x 52mm (D), without sleeve; Weight: approx. 1KG
ORDER ING INFORMATION	
Accessories	Kelvin test clip Mini-USB Communication cable Temperature probe Lithium battery DC power adapter

BRIEF INTRODUCTION

CKT3548 DC resistance tester offers a portable solution for measuring resistance with a wide range 0.1u Ω~3.3MΩ at a high level of precision 0.02%. It has a wide application in measurement of ordinary resistors, coil resistance (large motors, transformers, and inductors), cable length and diameter detection, pipe welding and metals detection and electric cars to ground connection detection and so on. Its ultra-low-power design makes the instrument continuous work for approximately 7 hours in 0.1uΩ measurement range.

STANDARD ACCESSORIES


Kelvin test clip


Mini-USB Communication cable


Temperature probe


Lithium battery


DC power adapter

CKT Changzhou ChuangKai Electronic Co.Ltd
Tel: 0519-88055895
Fax: 0519-88055896
Email: sales@cz-ckt.com
Web: www.cz-ckt.com

INSULATION RESISTANCE METER

CKT688 INSULATION RESISTANCE METER





INTERFACE:

·USB
·RS-232/485
·HANDLER

BRIEF INTRODUCTION

CKT688 adopts 4.3 inches true color IPS display shows the test value, programmable and adjustable, with test speed: 12 times/sec; dual display of resistance and leakage current, CKT688 is programmable sequential test mode, having 4-level comparator function of 3-bin GD and one NG. Equipped with HADLER/RS232C/USB/RS485 interface for remote control. U disk records test data and can remotely upgrade instrument firmware. With optional foot switch trigger function. CKT688 is widely used for high-value resistance; capacitor insulation resistance and leakage; various insulating materials and wire and cable equipment, etc.

FEATURES:

·4.3 inches true color IPS display
·Open-circuit clear zero for all ranges
·5 groups inside the instrument or external U disk
·Dual display of resistance and leakage current

SPECIFICATION:

SPECIFICATIONS	
	CKT688 Insulation Resistance Meter
Parameter	Insulation Resistance, Micro current
Output Voltage	0.5V ~ 1000VDC (0.1V step NC)
Basic Accuracy	V > 10V: ±0.25% ±0.5V, V≤10V: ±1% ±0.5V
IR Test Range	10kΩ~10TΩ
Basic Accuracy	I > 10nA: ±2%, I < 10nA: ±5%, I < 1nA: ±10%
Current Test Range	10pA ~ 1mA
Basic Accuracy	I > 10nA: ±2%, I < 10nA: ±5%, I < 1nA: ±10%
Test Speed	Fast: single measurement time ≤45ms, Slow: single measurement time ≤85ms
Charging Test Time	Charging time: 0~999S, programmable Test time: 0~999S, programmable
Range	Auto/Hold range
Setup Save	5 groups inside the instrument or external U disk
Trigger Mode	Internal trigger, external trigger, BUS trigger, foot switch
Signal Output	PASS1/PASS2/PASS3/FAIL
Beep	GD/NG/OFF
Limit setting mode	3 bins; absolute value upper/lower limit or only unilateral judgment
Clear Zero	Open-circuit clear zero for all ranges
Interface	USB HOST/USB DEVICE / RS232 / HANDLER / RS485
Others	Temperature: 0℃~40℃; Humidity: ≤90%RH, no condensation
GENERAL FEATURES	
Power Supply	Voltage: 198V ~ 242V AC, Frequency: 47Hz~63Hz
Size and Weight	361mm(L) x 107mm (W) x264 mm (H) ; Weight: Approx. 4.6KG
ORDERING INFORMATION	
Accessories	Three-terminal Test Clip USB Communication cable RS232 Communication cable Handler Connector AC Power Cord
Optional	Foot switch, data acquisition software

STANDARD ACCESSORIES


Three-terminal Test Clip


USB Communication cable


RS232 Communication cable


Handler Connector


AC Power Cord





INTERFACE:

·EXTERNAL IO
·ANALOG OUTPUT（OPTIONAL）
·LAN
·RS232

FEATURES:

·Quick test, fast charge and discharge
·Check the test contact function
·A variety of parameter Settings quickly switch
·At the same time test the positive and negative, the shell - electrode

SPECIFICATION:

SPECIFICATIONS	
	CKT9920 Insulation Resistance Tester (Lithium Batteries Short Circuit Tester)
Parameter	Insulation Resistance
Test Range	0.1MΩ ~9999MΩ（5 ranges）
Basic Accuracy	±2% rdg. ±5 dgt.
Test Voltage	10~1000V DC 1.8mA
Test Speed	50ms（fast）/500ms(slow)
Connection Abnormal Display	High voltage side open circuit “ContHi”, Low voltage side open circuit “ContLo”, Output open circuit “ContHL”
Short Circuit Abnormal Display	“SHORT”
Range Overrun Display	Range exceed lower limit “UNDER.F”, Range exceed upper limit “OVER.F”
Discharge Current	12mA constant-current discharge
Comparator	PASS/L.FAIL/U.FAIL
Data Storage	Can record 10 sets of panel data
Trigger Mode	Internal trigger, IO trigger, manual trigger, bus trigger
IO Interface Type	Can be configured as PNP or NPN
Interface	External IO/analog output/LAN/ RS232
GENERAL FEATURES	
Power Supply	Voltage：100V ~ 250V AC, Frequency: 50Hz/60Hz
Size and Weight	325mm(L) x 215mm（W） x 96 mm（H）; Weight: 3KG
ORDERING INFORMATION	
Accessories	Three-terminal Test Clip RS232 Communication Cable Handler Connector AC Power Cord

BRIEF INTRODUCTION

Quick test, fast charge and discharge. Can be set low pressure prediction, prevent high voltage breakdown after miscalculation. Check the test contact function to prevent miscarriage after test line open circuit. A variety of parameter Settings quickly switch, at the same time test the positive and negative, the shell - electrode. Rich interface, suitable for any automatic testing line,form a complete set of interfaces

STANDARD ACCESSORIES


Three-terminal Test Clip


RS232 Communication Cable


Handler Connector


AC Power Cord

INSULATION RESISTANCE METER

CKT3530 INSULATION RESISTANCE TESTER





ELECTRODE BOX

INTERFACE:

·HANDLER
·RS232C

FEATURES:

·The instrument is equipped with discharge function
·Unique surface resistance and volume resistivity test function
·Correction function, open circuit clear zero for all ranges
·Equipped with multiple interface configuration

BRIEF INTRODUCTION

CKT3530 series is insulation resistance tester that is controlled by high-performance processor which can be used in various electrical industry, electronic parts, and electronic devices. 6-range test, output voltage can be arbitrarily set to 0~1000V at 1V resolution. It can test resistance of 500Ω~9.9PΩ, the maximum display 99999.

APPLICATION:

CKT3530 SERIES CAN BE USED TO MEASURE INSULATION RESISTANCE AND LEAKAGE CURRENT OF VARIOUS ELECTRONIC COMPONENTS, DEVICES, DIELECTRIC MATERIALS, WIRES AND CABLES. THE OPTIOANL ELECTRODE BOX CAN TEST MATERIAL SURFACE RESISTANCE AND VOLUME RESISTIVITY.

STANDARD ACCESSORIES



Three-terminal Test Clip



RS232 Communication cable



AC Power Cord



0305 electrode box (optional)

SPECIFICATION:

Model		CKT3530	CKT3530A
Display		4.3-inch large screen LCD display	
Test Parameter		Insulation resistance, leakage current, surface resistance, volume resistivity	
Readback Voltage Accuracy		0.5%±1V	
Output Voltage		Program control 1~1000V, adjust step 1V	Program control 1~1500V, adjust step 1V
Range	Insulation Resistance	500Ω~9.9 PΩ	
	Leakage Current	2mA~10fA	
Range		7 ranges automatic or manual	
Basic Accuracy		1% （10M~1G）; 3% （1G~10G）; 5%（10G~100G); 10%（100G~1T）; 20%（>1T）	
Test Speed		1 time / sec, 5 times / sec	
Correction		Open circuit clear zero for all ranges	
Timing Charger		0~999.9S	
Comparator		1 group record, judge over upper limit (HI), GD (IN), over lower limit (LO)	
Trigger		Internal trigger, manual trigger, external trigger, bus trigger	
Interface		RS232C interface, Handler interface	
Power Supply		Voltage: 198V-240V AC; Frequency: 47Hz-63Hz	
Size and Weight		331mm*329mm*80mm (L*W*H); Weight: approx. 4.1kg	
Accessories		Test leads, Handler connector, RS232C communication cable, AC power cord	

BATTERY METER

CKT3554 HANDHELD BATTERY METER





FEATURES:

·Small and portable, powerful
·Super anti-interference, can measure UPS battery on load
·Short-circuit clear zero for all ranges
·Effectively suppress 1/f noise

SPECIFICATION:

SPECIFICATIONS	
	CKT3554 Handheld Battery Meter
Parameters	ESR, DCV
Basic Accuracy	Resistance: 1% Voltage: 0.1%
Measurement Range	Resistance: 0.001mΩ~3.100Ω; Voltage: 0.1mV~60.00V; Temperature: -10°C to 60°C
Signal Source	AC 1kHz, Test current: <150mA
Range	Resistance: 3mΩ/30mΩ/300mΩ/3Ω
Speed	1 meas/sec (the average number optional)
Display Max	Resistance: 3100, Voltage:6000
Max Resolution	Resistance: 0.001mΩ, Voltage: 1mV
Adjustment	Short-circuit clear zero for all ranges
Comparator	FAIL/PASS
Trigger	Internal/auto trigger
Internal Data Storage	Store up to 2400 test data
Interface	USB
Others	Super anti-interference, can measure UPS battery on load
GENERAL FEATURES	
Power Supply	12V/1700mAh lithium battery, AA (LR6) Alkaline Batteries x 8
Battery Parameters	8.4v, Li, 2200mAh rechargeable battery
Working Time	≥ 8 hours
Size and Weight	208 mm (L) x120mm (W) x 52mm (D), without sleeve; 1KG
ORDERING INFORMATION	
Accessories	Test probe Zero board Mini USB communication cable DC power adaptor Temperature probe Li- battery Kelvin test leads (optional)

INTERFACE:

·USB

BRIEF INTRODUCTION

Repeated recharging of a secondary battery can lead to battery deterioration and increase its internal resistance. Problems can intensify when there is a short-circuit in the internal cell leading to voltage drop, overheating and complete battery malfunction.Worst of all, these problems can cause life-threatening fires and other accidents. Using the large current and anti-interference design, CKT3554 battery tester provides fast, complete and accurate diagnosis in internal resistance and voltage for backup UPS batteries and lead-acid batteries.

STANDARD ACCESSORIES


Test probe

Zero board


Mini USB communication cable


DC power adaptor


Temperature probe


Li- battery


Kelvin test leads (optional)

CKT Changzhou ChuangKai Electronic Co.Ltd
Tel: 0519-88055895
Fax: 0519-88055896
Email: sales@cz-ckt.com
Web: www.cz-ckt.com

BATTERY METER

CKT3554N HANDHELD BATTERY METER





FEATURES:

·Upgrade of CKT3554
·Super anti-interference, can measure UPS battery on load
·Short-circuit clear zero for all ranges
·Effectively suppress 1/f noise

SPECIFICATION:

SPECIFICATIONS	
	CKT3554N Handheld Battery Meter
Parameters	ESR, DCV
Basic Accuracy	Resistance: 1% Voltage: 0.1%
Measurement Range	Resistance:0.001mΩ~3.100Ω; Voltage: 0.1mV~60.00V; Temperature: -10°C to 60°C
Signal Source	AC 1kHz, Test current: <150mA
Range	Resistance: 3mΩ/30mΩ/300mΩ/3Ω
Speed	2 meas/sec (the average number optional)
Display Max	Resistance: 3100, Voltage:6000
Max Resolution	Resistance: 0.001mΩ, Voltage:1mV
Adjustment	Short-circuit clear zero for all ranges
Comparator	FAIL/PASS
Trigger	Internal/auto trigger
Internal Data Storage	Store up to 2400 test data
Interface	USB
Others	Super anti-interference, can measure UPS battery on load
GENERAL FEATURES	
Power Supply	12V/1700mAh lithium battery, AA (LR6) Alkaline Batteries x 8
Battery Parameters	8.4v, Li, 2200mAh rechargeable battery
Working Time	≥8 hours
Size and Weight	208 mm (L) x120mm (W) x 52mm (D), without sleeve; 1KG
ORDERING INFORMATION	
Accessories	Test probe Zero board Mini USB communication cable DC power adaptor Temperature probe Li- battery Kelvin test leads (optional)

INTERFACE:

·USB

BRIEF INTRODUCTION

Repeated recharging of a secondary battery can lead to battery deterioration and increase its internal resistance. Problems can intensify when there is a short-circuit in the internal cell leading to voltage drop, overheating and complete battery malfunction. Worst of all, these problems can cause life-threatening fires and other accidents. Using the large current and anti-interference design, CKT3554N battery tester provides fast,complete and accurate diagnosis in internal resistance and voltage for backup UPS batteries and lead-acid batteries.

STANDARD ACCESSORIES


Test probe

Zero board


Mini USB communication cable


DC power adaptor


Temperature probe


Li- battery


Kelvin test leads (optional)

BATTERY METER

CKT3554A/B/D HANDHELD BATTERY METER





FEATURES:

·Small and portable, powerful
·Short-circuit clear zero for all ranges
·Effectively suppress 1/f noise

SPECIFICATION:

SPECIFICATIONS			
	CKT3554A	**CKT3554B**	**CKT3554D**
Parameters	ESR, DCV		
Basic Accuracy	Resistance: 0.5% Voltage: 0.02%		
Resistance Measurement Range	Resistance: 0.0001mΩ~30.000Ω		
Voltage Measurement Range	0.00001V~100.000V	0.00001V~300.000V	0.00001V~1000.00V
Temperature	-10°C to 60°C		
Signal Source	Measuring current frequency: 1kHz; open-circuit voltage: < 5V;Test current: <100mA		
Range	Resistance: 3mΩ/30mΩ/300mΩ/3Ω/30Ω		
Speed	10 meas/sec, 3 meas/sec		
Display Max	Resistance: 33,000 Voltage:60,000		
Max Resolution	Resistance: 0.1μΩ, Voltage: 0.01mV		
Adjustment	Short-circuit clear zero for all ranges		
Comparator	FAIL/PASS		
Trigger	Internal/auto trigger		
Internal Data Storage	Store up to 2400 test data		
Interface	USB		
Others	Super anti-interference		
GENERAL FEATURES			
Power Supply	12V/1700mAh lithium battery, AA (LR6) Alkaline Batteries x 8		
Battery Parameters	8.4v, Li, 2200mAh rechargeable battery		
Working Time	≥ 8 hours		
Size and Weight	208 mm (L) x120mm (W) x 52mm (D), without sleeve; 1KG		
ORDERING INFORMATION			
Accessories	Kelvin test leads Mini USB communication cable DC power adaptor Temperature probe Li- battery Test probe (optional)		

INTERFACE:

·USB

BRIEF INTRODUCTION

CKT3554A/B/D Handheld Battery Tester is a high-speed test equipment with accurate battery internal resistance and voltage measurement for battery industry. The internal resistance has a minimum resolution of 0.0001mΩ, the maximum voltage range is 1000V, test speed is 12ms. The instrument uses the same circuit design as CKT3563,making-CKT3554A/B/D the same superior test performance as desktop device, meanwhile it is small handheld meter easy to carry. CKT3554A/B/D is a precision tester for ordinary batteries. It is comparable to the accuracy and speed of desktop instruments among handheld devices, while it is lighter and smaller than desktop instruments.

STANDARD ACCESSORIES


Kelvin test leads


Mini USB communication cable


DC power adaptor


Temperature probe


Li- battery


Test probe (optional)





INTERFACE:

·HANDLER
·RS-232/485
·ETHERNET

FEATURES:

·3.5-inch TFT-LCD display
·Show value, voltage and resistance display simultaneously
·Short-circuit clear zero for all ranges
·30 sets of data records, 7 bins sorting, bin count

BRIEF INTRODUCTION

CKT3563 battery testers are designed for the new measurement requirements of the battery industry. They are special for measurement use in low-resistance batteries, large-scale lithium battery packs and fast product sorting in production lines.CKT3563 series can offer a high resolution of 0.1uΩ, maximum test voltage of 60V and test cycle of 12 ms. Equipment with its standard features RS232C and handler interfaces, CKT3563 series offer automatic measurement on batteries and a max measurement speed up to 100 times/sec.

SPECIFICATION:

SPECIFICATIONS			
Model	**CKT3563**	**CKT3563-12H**	**CKT3563-24H**
Number of Channel	**1**	**12**	**24**
Parameters	ACR, DCV		
Basic Accuracy	Resistance: 0.3% Voltage: 0.01%		
Range	Resistance: 0.1u Ω-3kΩ Voltage: 10uV - 60V DC		
Signal Source	Measurement current frequency:1kHz; Open circuit voltage:<5V;Test current:<100mA		
Range	7 different ranges-3mΩ,30mΩ,300mΩ,3Ω,30Ω,300Ω,3KΩ; Auto and manual modes are available in each range		
Speed	100 meas/sec, 50 meas/sec, 20 meas/sec, 3 meas/sec		
Result Display	Show value, voltage and resistance display simultaneously		
Display Max	Resistance: 32,000, Voltage: 600,000		
Adjustment	Short-circuit correction for all range		
Comparator	30 sets of data records, 7 bins sorting, bin count		
Trigger	Auto, internal, manual, external trigger		
Interface	Handler interface, RS-232/485 interface, Ethernet interface		
Others	3.5-inch TFT-LCD display		
GENERAL FEATURES			
Power Supply	Voltage: 100VAC ~ 256VAC; Frequency: 50Hz/60Hz; Power(max):15VA		
Size and Weight	325mm (L)x 215mm (W)x96mm (D); Weight:4kg		
ORDERING INFORMATION			
Accessories	Kelvin test leads RS232 communication cable Handler interface connector AC Power Cord		

STANDARD ACCESSORIES


Kelvin test leads


RS232 communication cable


Handler interface connector


AC Power Cord





INTERFACE:

·HANDLER
·RS-232/485
·ETHERNET

FEATURES:

·3.5-inch TFT-LCD display
·Show value, voltage and resistance display simultaneously
·Short-circuit clear zero for all ranges
·30 sets of data records, 7 bins sorting, bin count

BRIEF INTRODUCTION

CKT3563A high-accuracy battery internal resistance tester is designed for the new measurement requirements of the battery industry. It is special for measurement use in low-resistance batteries, large-scale lithium battery packs and fast product sorting in production lines. CKT3563A can offer a high resolution of 0.1uΩ, maximum test voltage of 300V and test cycle of 12 ms. Equipped with its standard features RS232C and handler interfaces, CKT3563A offers automatic measurement on batteries and a max measurement speed up to 100 times/sec.

SPECIFICATION:

SPECIFICATIONS			
Model	**CKT3563A**	**CKT3563A-12H**	**CKT3563A-24H**
Number of Channel	**1**	**12**	**24**
Parameters	ACR, DCV		
Basic Accuracy	Resistance: 0.3% Voltage: 0.01%		
Range	Resistance:0.1u Ω-3kΩ Voltage: 10uV - 300V DC		
Signal Source	Measurement current frequency:1kHz; Open circuit voltage:<5V;Test current:<100mA		
Range	7 different ranges-3mΩ,30mΩ,300mΩ,3Ω,30Ω,300Ω,3KΩ; Auto and manual modes are available in each range		
Speed	100 meas/sec, 50 meas/sec, 20 meas/sec, 3 meas/sec		
Result Display	Show value, voltage and resistance display simultaneously		
Display Max	Resistance: 32,000, Voltage: 600,000		
Adjustment	Short-circuit correction for all range		
Comparator	30 sets of data records, 7 bins sorting, bin count		
Trigger	Auto, internal, manual, external trigger		
Interface	Handler interface, RS-232/485 interface, Ethernet interface		
Others	3.5-inch TFT-LCD display		
GENERAL FEATURES			
Power Supply	Voltage: 100VAC ~ 256VAC; Frequency: 50Hz/60Hz; Power(max):15VA		
Size and Weight	325mm (L)x 215mm (W)x96mm (D); Weight:4kg		
ORDERING INFORMATION			
Accessories	Kelvin test leads RS232 communication cable Handler interface connector AC Power Cord		

STANDARD ACCESSORIES


Kelvin test leads


RS232 communication cable


Handler interface connector


AC Power Cord





INTERFACE:

·HANDLER
·RS-232/485
·ETHERNET

FEATURES:

·3.5-inch TFT-LCD display
·Show value, voltage and resistance display simultaneously
·Short-circuit clear zero for all ranges
·30 sets of data records, 7 bins sorting, bin count

SPECIFICATION:

SPECIFICATIONS			
Model	**CKT3563B**	**CKT3563B-12H**	**CKT3563B-24H**
Number of Channel	**1**	**12**	**24**
Parameters	ACR,DCV		
Basic Accuracy	Resistance: 0.3% Voltage: 0.01%		
Measurement Range	Resistance:0.1uΩ-3kΩ Voltage: 10uV - 800V DC		
Signal Source	Measurement current frequency:1kHz; Open circuit voltage:<5V;Test current:<100mA		
Range	7 different ranges-3mΩ,30mΩ,300mΩ,3Ω,30Ω,300Ω,3KΩ Auto and manual modes are available in each range		
Speed	100 meas/sec, 50 meas/sec, 20 meas/sec, 3 meas/sec		
Result Display	Show value, voltage and resistance display simultaneously		
Display Max	Resistance: 32,000, Voltage: 800,000		
Adjustment	Short-circuit correction for all range		
Comparator	30 sets of data records, 7 bins sorting, bin count		
Trigger	Auto, internal, manual, external trigger		
Interface	Handler interface, RS-232/485 interface, Ethernet interface		
Others	3.5-inch TFT-LCD display		
GENERAL FEATURES			
Power Supply	Voltage: 100VAC~ 256VAC; Frequency: 47Hz/60Hz; Power(max):15VA		
Size and Weight	325mm (L)x 215mm (W)x96mm (D); Weight:4kg		
ORDERING INFORMATIONS			
Accessories	Kelvin test leads RS232 communication cable Handler interface connector AC Power Cord		

BRIEF INTRODUCTION

CKT3563B high-accuracy battery internal resistance tester is designed for the new measurement requirements of the battery industry.It is special for measurement use in low-resistance batteries, large-scale lithium battery packs and fast product sorting in production lines. CKT3563B can offer a high resolution of 0.1 u Ω, maximum test voltage of 800V and test cycle of 12ms. Equipped with its standard features RS232C and handler interfaces, CKT3563B offers automatic measurement on batteries and a max measurement speed up to 100 times/sec.

STANDARD ACCESSORIES


Kelvin test leads


RS232 communication cable


Handler interface connector


AC Power Cord





INTERFACE:

·HANDLER
·RS-232/485
·LAN

FEATURES:

·Maximum test voltage of 1000V
·Show value, voltage and resistance display simultaneously
·Short-circuit clear zero for all ranges
·30 sets of data records, 7 bins sorting, bin count

SPECIFICATION:

SPECIFICATIONS	
Model	**CKT3564 Battery Internal Resistance Meter**
Parameters	ACR, DCV
Basic Accuracy	Resistance: 0.3% Voltage: 0.01%
Range	Resistance: 0.1μΩ-3kΩ Voltage: 10μV ~ 1000V DC
Signal Source	Measurement current frequency:1kHz; Open circuit voltage:<5V; Test current:<100mA
Range	7 different ranges-3mΩ,30mΩ,300mΩ,3Ω,30Ω,300Ω,3kΩ; Auto and manual modes are available in each range
Speed	100 meas/sec, 50 meas/sec, 20 meas/sec, 3 meas/sec
Result Display	Show value, voltage and resistance display simultaneously
Display Max	Resistance: 32,000, Voltage: 999,999
Adjustment	Short-circuit correction for all range
Comparator	30 sets of data records, 7 bins sorting, bin count
Trigger	Auto, internal, manual, external trigger
Interface	Handler interface, RS-232/485 interface, LAN interface
Others	3.5-inch TFT-LCD display
GENERAL FEATURES	
Power Supply	Voltage: 100VAC ~ 256VAC; Frequency: 50Hz/60Hz; Power(max):15VA
Size and Weight	325mm (L)x 215mm (W)x96mm (D); Weight:4kg
ORDERING INFORMATION	
Accessories	Kelvin test leads RS232 communication cable Handler interface connector AC Power Cord

BRIEF INTRODUCTION

CKT3564 high-accuracy battery internal resistance tester is designed for the new measurement requirements of the battery industry. It is special for measurement use in low-resistance batteries, large-scale lithium battery packs and fast product sorting in production lines.With our technology advantage in battery internal resistance testing for many years, CKT3564 is able to offer a high resolution of 0.1μΩ, maximum test voltage of 1000V and test cycle of 10 ms.

STANDARD ACCESSORIES


Kelvin test leads


RS232 communication cable


Handler interface connector


AC Power Cord





FEATURES:

·4.3-inch color TFT display screen
·Ripple measurement function
·Cr-led test/time test
·Intelligent fans cooling

SPECIFICATION:

SPECIFICATIONS			
	CKT8001 DC Electronic Load	CKT8003 DC Electronic Load	CKT8003+ DC Electronic Load
Input Rating	150W、150V、30A	300W、150V、30A	Customized
CC	0~3A, Resolution: 0.1mA, Accuracy: 0.05% 0~30A, Resolution1mA, Accuracy: 0.05%		
CV	0~18V, Resolution: 1mV, Accuracy: 0.05% 0~120V, Resolution: 10mV, Accuracy: 0.05%		
CP	0~150W, Resolution: 10mW, Accuracy: 0.1% ＞100W, Resolution: 0.01W, Accuracy: 0.1%		
CR	0.05Ω~7.5kΩ, Resolution: 0.01Ω, Accuracy: 0.1% 100~4kΩ, Resolution: 0.1Ω, Accuracy: 0.1%		
Dynamic Mode	T1&T2 : 100 μS~99.99 S / Res:100 μS		
	Accuracy: 5 μS±100 ppm		
	Rising/FallingSlope: 0.001~0.15A/μS		
Short Circuit	Current ≈30A, Resistance ≈40mΩ		
Transition	10 files, Frequency: 0.1Hz~1kHz		
List Test	10 files,100 steps/file		
Test File	10 files, 20 steps/file		
Battery Test	Capacity: 999AH max		
Interface	RS232C; Sense (remote compensation) terminal; Current monitoring terminal; Trigger signal terminal		
Software	Data acquisition software		
Protect	Five level Security protect		
Others	4.3-inch color TFT display screen; Ripple measurement function; Cr-led test/time test; Support USB software upgrading; Intelligent fans cooling		
GENERAL FEATURES			
Power Supply	Voltage: 220V/110V AC; Frequency: 50Hz/60Hz		
Size and Weight	215 mm* 88.5 mm* 365mm; Weight: 4kg		
ORDER INFORMATION			
Accessory	AC Power Cord		

INTERFACE:

·RS232C
·SENSE TERMINAL
·TRIGGER SIGNAL TERMINAL
·CURRENT MONITORING TERMINAL

BRIEF INTRODUCTION

CKT8000 series electronic load is equipped with a 4.3-inch LCD display screen, which has the appearance of fashion generous and is easy to operate. With a wide range of power test, the electronic load has a voltage/current measuring speed of up to 40KHz, and the test resolution can reach 0.1mV/0.1mA. A variety of test functions and modes are available for choice. The load is equipped with RS232 interface, and the current-rising test speed is adjustable from 0.001 A/us to 2.5 A/us. The electronic load is stable and widely used to meet various test requirements.

STANDARD ACCESSORIES



AC Power Cord

WITHSTAND VOLTAGE INSULATION TESTER

CKT99XX SERIES PROGRAMMABLE WITHSTAND VOLTAGE INSULATION TESTER



FEATURES:

·Voltage rise-time is less than 0.2s
·Insulation resistance test-range is 100KΩ ~ 99 GΩ
·Measuring end test has grounding mode and floating mode
·Various interface configuration suitable for automated test system

SPECIFICATION:

Model		CKT9910	CKT9912	CKT9922	CKT9951A	CKT9950A
Display		95mm*20mm monochrome LCD				
Measurement Parameters		Withstand voltage / leakage current		Withstand voltage / leakage current/insulation resistance		
Voltage resolution		1V				
Voltage basic accuracy		3%				
Frequency		50Hz/60Hz				
Output	AC	0.5kV~5kV	0.5kV~5kV	0.5kV~5kV	——	0.1KV -5KV
		12mA	0-12mA		10mA	10mA
	DC	——	0-6kV		0.5KV~10KV	0.1KV -6KV
		——	0-6mA		5mA	5mA
Current resolution		1uA				
Current basic accuracy		±3%+2 digits			± (3%+2 digits)	± (1%+2 digits)
Voltage rising time		0.1s-999.9s				
Testing time		0.1s-999.9s				
Arc test function		1~9 class				
Insulation resistance range		——	——	100kΩ~99GΩ	100kΩ~99GΩ	100kΩ~99GΩ
Voltage output		——	——	0.5kV~1.0kV	0.1KV~2.0KV	0.5kV~1.0kV
Memory group		3 groups				
Interface		PLC Interface, RS485,RS232C (Optional)				
Power supply		Voltage: 198VAC ~ 240VAC, frequency: 47Hz-63Hz				
Power (max)		100VA				
Size and weight		374mm (L) *280mm (W) *99mm (D) / 7.5kg				
Accessories		High voltage test cable, sampling test leads				

INTERFACE:

·RS232C
·PLC

BRIEF INTRODUCTION

CKT99xx series program-controlled hipot tester with AC withstand voltage test,DC withstand voltage test and insulation resistance test function.At the same time, it has arc detection and over power detection.With 6 test modes which can realize programmable testing.Optional RS485 interface, instrument networking can be easily realized through MODBUS communication protocol.

STANDARD ACCESSORIES


High voltage cable x1pc


Sampling cable x1pc


AC Power Cord

GROUND CONTINUITY TESTER

CKT9930A/9931A GROUND CONTINUITY TESTER



BRIEF INTRODUCTION

CKT9930A/31A ground continuity tester can output test current DC 10~100A (only CKT9931A),ground resistance test range 0.1μΩ~600mΩ, stable test and high accuracy. With test line abnormality detection function, there are 6 groups of test modes, which can realize programmable test and sorting. RS485 interface is optional, and instrument networking can be easily realized through MODBUS communication protocol.
Comply with photo voltaic standards IEC61215,IEC61730.

FEATURES:

· Simultaneous display of test current, test resistance and test time
·Constant current linear amplification output
·Test time can be set arbitrarily
·Sound and light alarm function

INTERFACE:

·HANDLER
·RS485
·RS232 (OPTIONAL)

STANDARD ACCESSORIES


AC Power Cord


Test Cable

SPECIFICATION:

Model	CKT9930A	CKT9931A
Display	95mm*20mm monochrome LCD	
Test Parameter	Ground resistance	
Basic Accuracy	± (1%+3 digits)	
Output Current	Program control 10A～60A DC	Program control 10A～100A DC
Test Range	0.0μΩ~600mΩ	
Max. Output Power	360W	600W
Range	Automatic	
Test Time	0.1s~999.9s or continuous	
Comparator	3 groups of test conditions are saved, sound and light prompts pass or fail	
Display Results	Current, resistance, sorting result	
Interface	Handler, RS485, RS232 (optional)	
Protocol	MODBUS	
Power Supply	Voltage: 198VAC～240VAC, Frequency: 47Hz-63Hz; rated power: 650VA	
Size	344mm(length)*280mm (width) *99mm (heigth) Weight: 5.2kg	
Accessories	Test cable、AC power cord	

PROCESS CALIBRATOR

CKT701 MULTIFUNCTION PROCESS CALIBRATOR



BRIEF INTRODUCTION

Multifunction process calibrator has function of giving output signal of DC voltage, resistance, thermocouple and RTD, the calibrator is fast response and stable data. It is widely applied in instrument workshop,metrology room, and calibration laboratory, this is an ideal process calibration instrument.

STANDARD ACCESSORIES



Test leads



Battery

SPECIFICATION:

	CKT701 Multifunction Process Calibrator	
DC Voltage	**Range**	100mV、1000mV
	Resolution	0.01mV、0.1mV
	Basic accuracy	0.05%+3dgt
Resistance	**Range**	400Ω、4000Ω
	Resolution	0.1Ω、1Ω
	Basic accuracy	0.05%+2dgt
Thermocouple	**Range**	E(-200.0℃～1000.0℃)、 K(-200.0℃～1370.0℃) J(-200.0℃～1200.0℃)、 T(-200.0℃～400.0℃) N(-200.0℃～1300.0℃)、R(-40℃～1760℃) S(-20℃～1760℃)、 B(400℃～1800℃)
	Resolution	0.1°C、1°C(R/S/B)
	Basic accuracy	0.05%
	The reference junction compensation	√
RTD	**Range**	Cu10(-10.0℃～250.0℃)、Cu50(-50.0℃～150.0℃) Pt10(-200.0℃～850.0℃)、Pt100(-200.0℃～850.0℃) Pt200(-200℃～630℃)、Pt500(-200℃～630℃) Pt1000(-200.0℃～630.0℃)
	Resolution	0.1°C
	Basic accuracy	0.05%
GENERAL FEATURES		
Power Supply	LR6(/. Five) x2	
Size and Weight	180×90×52(mm), 400g	

CKT Changzhou ChuangKai Electronic Co.Ltd
Tel: 0519-88055895
Fax: 0519-88055896
Email: sales@cz-ckt.com
Web: www.cz-ckt.com



FEATURES:

·3.5 ” TFT LCD (resolution of 320*480)
·Limit test function
·Resistance 4-line measurement
·AC+DC measurement

SPECIFICATION:

SPECIFICATIONS				
	CKT3240 Benchtop Multimeter (4 ½ digit resolution)			
Parameters	**Parameters**	Measurement range	Maximum resolution	Uncertainty
	DCV	10 uV~1000 V	10uV	0.15%
	ACV	10 uV~750 V	10uV	0.8%
	DCI	0.01 uA ~ 10 A	0.01uA	0.35%
	ACI	0.01 uA ~ 10 A	0.01uA	0.8%
	Resistance	0.01Ω ~20MΩ	0.01Ω	0.1%
	Frequency/cycle	0.01 Hz ~20MHz	0.01Hz	0.2%
	Capacitance	1 pF ~ 10 mF	1pF	7%
Maximum Display	22000 (4 1/2 digit)			
Measuring Speed	7 time/s (fast), 4 times/s (medium), 2 times/s (slow)			
Display Screen	3.5" TFT LCD (resolution of 320*480)			
Range	Automatic and manual			
Mathematical Functions	Relative measurement, max/min, dB, dBm, reading hold			
Interface	USB device; optional: RS-232, USB host, GPIB, LAN, WIFI, Bluetooth			
Others	Resistance 4-line measurement, AC+DC measurement, On-off/diode, Limit test function			
GENERAL FEATURES				
Power Supply	Voltage: 220V/110VAC, Frequency: 50Hz/60Hz			
Size and Weight	265mm×105mm×305mm, 2.3Kg			
ORDER INFORMATION				
Accessories	Test probe AC Power Cord			

INTERFACE:

·USB DEVICE
·RS-232（OPTIONAL）
·USB HOST（OPTIONAL）
·GPIB（OPTIONAL）
·LAN（OPTIONAL）
·WIFI（OPTIONAL）
·BLUETOOTH（OPTIONAL）

BRIEF INTRODUCTION

CKT3240 is desktop true-rms digital multimeter with comprehensive functions, stable performance, and 4½ digit 19999 counting. The multimeter adopts STM32 chip and external AD chip to provide powerful functions, outstanding performance and good user experience. Its 3.5” large screen display offers legible reading, rich content and good display effect. Grid electricsupply ensures its high reliability.Comprehensive function, full-range overload protection and unique industrial design make it the first choice for electricians and university laboratories.

STANDARD ACCESSORIES


Test probe


AC Power Cord

DIGITAL MULTIMETER

CKT3255 BENCHTOP MULTIMETER (5½ DIGIT RESOLUTION)



FEATURES:

·3.5 ” TFT LCD (resolution of 320*480)
·Limit test function
·Resistance 4-line measurement
·AC+DC measurement

SPECIFICATION:

SPECIFICATIONS				
	CKT3255 Benchtop Multimeter (5½ digit resolution)			
Parameters	Parameters	Measurement range	Maximum resolution	Uncertainty
	DCV	1 uV~1000 V	1uV	0.15%+0.003
	ACV	1 uV~750 V	1uV	0.2%+ 0.05
	DCI	0.001 uA ~ 10 A	0.001uA	0.05% +0.005
	ACI	0.001 uA ~ 10 A	0.001uA	0.3%+0.003
	Resistance	0.001Ω ~20MΩ	0.001Ω	0.02%+0.003
	Frequency/cycle	0.001 Hz ~20MHz	0.001Hz	0.01%
	Capacitance	1 pF ~ 10 mF	1pF	1.5%+0.5
Maximum Display	220000 (5 1/2 digit)			
Measuring Speed	7 time/s (fast), 4 times/s (medium), 2 times/s (slow)			
Display Screen	3.5" TFT LCD (resolution of 320*480)			
Range	Automatic and manual			
Mathematical Functions	Relative measurement, max/min, dB, dBm, reading hold			
Interface	USB device, RS-232; Optional:USB host, GPIB, LAN, WIFI, Bluetooth			
Others	Resistance 4-line measurement, AC+DC measurement, On-off/diode, Limit test function			
GENERAL FEATURES				
Power Supply	Voltage: 220V/110VAC, Frequency: 50Hz/60Hz			
Size and Weight	265Mm×105mm×305mm, 2.3Kg			
ORDER INFORMATION				
Accessories	Test probe AC Power Cord			

INTERFACE:

·USB DEVICE
·RS-232
·USB HOST（OPTIONAL）
·GPIB（OPTIONAL）
·LAN（OPTIONAL）
·WIFI（OPTIONAL）
·BLUETOOTH（OPTIONAL）

BRIEF INTRODUCTION

CKT3255 is desktop true-rms digital multimeter with comprehensive functions, stable performance, and 5½ digit 199999 counting.The multimeter adopts STM32 chip and external AD chip to provide powerful functions, outstanding performance and good user experience. Its 3.5” large screen display offers legible reading, rich content and good display effect. Grid electric supply ensures its high reliability. Comprehensive function, full-range overload protection and unique industrial design make it the first choice for electricians and university laboratories.

STANDARD ACCESSORIES



Test probe



AC Power Cord

DIGITAL MULTIMETER

CKT3260 BENCHTOP MULTIMETER (6½ DIGIT RESOLUTION)



FEATURES:

·3.5 ″ TFT LCD (resolution of 320*480)
·Limit test function
·Resistance 4-line measurement
·AC+DC measurement

SPECIFICATION:

SPECIFICATIONS

	CKT3260 Benchtop Multimeter (6½ digit resolution)			
Parameters	**Parameters**	Measurement range	Maximum resolution	Uncertainty
	DCV	0mV~1000 V	100nV	0.0035%
	ACV	1 mV~750 V	100nV	0.06%
	DCI	0 uA ~ 12 A	10pA	0.05 %
	ACI	1 uA ~ 12A	100pA	0.1%
	Resistance	0Ω ~1GΩ	10uΩ	0.01%
	Frequency/cycle	3Hz ~1MHz	1uHz	0.01%
	Capacitance	0nF ~ 100 mF	1pF	1%
Maximum Display	2200000 (6 1/2 digit)			
Measuring Speed	6 time/s (fast), 4 times/s (medium), 1 time/s (slow)			
Display Screen	3.5″ TFT LCD (resolution of 320*480)			
Range	Automatic and manual			
Mathematical Functions	Relative measurement, max/min, dB, dBm, reading hold			
Interface	USB ,LAN,RS-232,IEEE488,TRIG IN/OUT			
Others	Resistance 4-line measurement, AC+DC measurement, On-off/diode, Limit test function			
GENERAL FEATURES				
Power Supply	Voltage: 220V/110VAC, Frequency: 50Hz/60Hz			
Size and Weight	265Mm×105mm×305mm, 2.3Kg			
ORDER INFORMATION				
Accessories	Test probe AC Power Cord			

INTERFACE:

· RS-232
·IEEE488
·LAN
·USB
·TRIG IN/OUT

BRIEF INTRODUCTION

CKT3260 is desktop true-rms digital multimeter with comprehensive functions, stable performance, and 6½ digit 1999999 counting. The multimeter adopts STM32 chip and external AD chip to provide powerful functions, outstanding performance and good user experience. Its 3.5″ large screen display offers legible reading, rich content and good display effect. Grid electric supply ensures its high reliability.Comprehensive function, full-range overload protection and unique industrial design make it the first choice for electricians and university laboratories.

STANDARD ACCESSORIES



Test probe



AC Power Cord